



WELCOME TO THE OCTOBER ISSUE OF THE LEADING LINE –Dennis Archibald

Another busy month ahead as we head into the last month of print and digital competitions for 2024.

In this month's edition you will find some interesting information from Bill Chambers around printing your images and the necessary file size to do this successfully. Success by Steve McGrath on his monochrome entries in The Australian Photography Magazine Monochrome competition and some lovely images from Sue Slack in the Just 3 segment, plus much more.

You will see a new article called "Worth a Look" which are links to articles, images or photographic awards. If you come across something you think other members would find interesting, please send them in to either Julie Brooks or myself. With several interest Groups now up and running we can all look and learn at the work of photographers who excel in these different genres of photography.

Our next club night will be held at the Valentine Bowling Club on Wednesday 9th October at 7.00pm.

New Members

A very warm welcome to the following people who have joined our club recently:

- Mary Bowyer
- Mark Anderson
- Megan Willis
- Anne Frodl
- Naomi Nichols

We look forward to meeting you and encourage you to get involved in club activities.

WHAT'S ON IN OCTOBER – Greg Carruthers

The Interest Groups are all up and running now as reflected in the busy calendar of events for October. There will still be regular posts on the website with details and last-minute updates. The activities and tutorials for October are summarised below and are contained in the calendar and on the club website:



- Tuesday 1st October at 7.00pm – Macro Interest Group – Zoom session with Bill Chambers
- Thursday 3rd October at 7.00pm – Scapes Interest Group – Zoom session with David Richards
- Monday 7th October at 7.30pm – Zoom presentation by Roy Killen – Photoshop Interest Group
- Tuesday 8th October at 7.00pm – Beginners Group – Zoom session with Bill Chambers
- Wednesday 9th October at 7.00pm – October Club Night at Valentine Bowling Club
- Thursday 11th October – Astrophotography Interest Group – Zoom with Greg Carruthers
- Sunday 13th October at 9.00am – Street Photography Interest Group outing with Dennis Archibald. Details tbc
- Monday 14th October at 7.30pm – Zoom presentation by Roy Killen – Photoshop Interest Group
- Thursday 17th October at 7.00pm at VBC – Studio Lighting Interest Group session with Stephane Thomas.
- Monday 21st October at 7.30pm. Zoom presentation with Roy Killen. Photoshop Interest Group.
- Wednesday 23rd October at 7.00pm at VBC – Presentation by Roy Killen on developments in AI and implication for club competition rules in 2025.
- Monday 28th October at 9.30am. Coffee catch-up at Lake Macquarie Sailing Club.
- Monday 28th October at 7.30pm. Zoom presentation with Roy Killen. Photoshop Interest Group.



October Club Calendar

| October | | | | | | 2024 |
|--|--|--|---|--|-----------|--|
| MONDAY | TUESDAY | WEDNESDAY | THURSDAY | FRIDAY | SATURDAY | SUNDAY |
| 30 | 01 Macro Interest Group Zoom Bill Chambers 7pm | 02 Club Committee Mtg. via Zoom 7.30pm | 03 Scapes Zoom Session with David Richards at 7.00pm | 04 | 05 | 06 |
| 07 Photoshop Interest Group via ZOOM - 7.30pm | 08 Beginners Interest Group Zoom with Bill Chambers 7pm | 09 October Club Night at VBC 7.00pm | 10 | 11 Astro Interest Group Zoom with GregC | 12 | 13 Street Photography Interest Group Outing 9.00am start |
| 14 Photoshop Interest Group via ZOOM - 7.30pm | 15 | 16 | 17 Lighting Interest Group Practical Session at VBC 7.00pm to 9.30pm | 18 | 19 | 20 |
| 21 Photoshop Interest Group via ZOOM - 7.30pm | 22 | 23 Tutorial AI developments and Club Rules in 2025 - Roy Killen @ VBC 7.00pm | 24 | 25 | 26 | 27 |
| 28 Coffee Catchup - Lake Macquarie Sailing Club 9.30am Photoshop Interest Group via ZOOM - | 29 | 30 | 31 | 01 | 02 | 03 |



- The Raw Image Challenge for October is shown below:





JUDGING AND COMPETITIONS – Roy Killen

Our Print judge for October will be Stephane Thomas.

Our digital judges this month are club members: Chris Mannweiler for Colour, Mono to be confirmed, and David Richards for the Set Subject (Seasons).

October Set Subject – Seasons – Judge – David Richards

When we think about of seasons, we immediately consider the four traditional seasons - Spring, Summer, Autumn, and Winter. For this Set Subject, I want you to consider the possibilities across traditional, indigenous, or cultural seasons. Traditional seasons - these can cover a way of behaving or doing something by people in a particular family, group, or society for a long time (eg Christmas Carol singers). Indigenous seasons -these can relate to naturally occurring events in a particular region or environment (eg Spring - snow melt). Cultural seasons - these can relate to Religious or Cultural seasons (eg Lent, Thanksgiving). For inspiration, do an internet search on any of the above, and you will be amazed at the range of possibilities available to you.

Judging Criteria Depict a characteristic of a Season, either Traditional, Indigenous, or Cultural. Your image should have a clear and obvious connection to a Season, which is easily identifiable to your viewers. Think outside the square, images that depict a strong and unique characteristic in relation to a Season will result in higher results.

Photographic Society of America (PSA) and Interclub Competitions

The images selected to represent our club in Round 1 of the Small Print competition are:



Colour

"Pucker Up Delilah" by Margot Hughes



"Having Fun" by Helen Walker



"Caught" by Bill Chambers



"Eagle in Flight" by Roy Killen



Monochrome

"Inquisitive Eyes" by Shane Wallwork



"Flaming Magic" by Helen Walker





“Violoncello Moderato” Stephane Thomas



“Washing in the Ganges” Margot Hughes.



Thank you to all members who submitted images for possible selection.

Entries for the Round 1 of the Digital competitions (Colour, Monochrome, Nature, Photo Travel, Photojournalism) are still open. Please submit your entries by 30th September.

If you have any questions about the PSA Interclub competitions, please email Roy Killen.

PSA Courses

As well as our club being a member of PSA, several of our members are individual members of PSA. Among other membership benefits, they can participate in the free online courses offered by PSA. Club members who complete a PSA course and then make a short presentation about it at one of our club nights are eligible to have the first year of their PSA membership fee reimbursed by the club. For details of these PSA courses and other benefits of joining PSA, please contact Roy Killen who is the Australian Membership Director for PSA.

APS Nature National

For our keen Nature photographers. The Australian Photographic Society Nature National is open for entries until 24th October. Details here: <https://apsnature.myphotoclub.com.au/>



APS National Exhibition Nature

JUDGES AND MANAGEMENT LOGIN

ABOUT US - CONTACT -

Australian Photographic Society presents..

The APS National Exhibition > Nature
APS Approval 2024/18

ADPA AUSTRALIAN DIGITAL PHOTOGRAPHY AWARDS



Falcon under the rain.
APS Bronze Medal - Wildlife - 9th APS National Exh

INTEREST GROUPS NEWS

The groups, their respective mentors and news are listed below. It is not too late to get involved.

1. **Beginners Group** –the basics of camera craft and/or basic image editing. Mentor – Bill Chambers. If you are relatively new to photography or keen to brush up on the basics Bill will be holding his first Zoom session on Tuesday 8th October at 7.00pm via ZOOM.
2. **Lightroom** – Learn and share the tips and tricks of using Lightroom Classic as your main image editing program. Mentor – Greg Carruthers.
3. **Astrophotography** – Learn the basics of capturing and editing nightscape images including the Milky Way, star trails and foreground interest. Mentor- Greg Carruthers.
4. **Studio Lighting** – Concentrating on portrait photoshoots using speedlights (flash), and/or LED lighting. Mentor – Stepane Thomas. The first practical session will be held at Valentine Bowling Club on Thursday 17th October, 7.00pm start.
5. **Macro Photography** – Learn how to master the techniques involved in capturing and editing Macro images. Mentor – Bill Chambers
6. **Scape Photography** – ‘Scape’ Photography – capture and editing of Landscapes, Seascapes and Cityscapes, including the opportunities presented during Blue hour and Golden hour. Mentor – Dave Richards



7. **Photoshop** – Training via Zoom conferencing on Monday nights – Mentor – Roy Killen
8. **Street Photography** – gear, camera settings, street etiquette, photoshoots – Mentor – Dennis Archibald. The second outing of the Street Photography group will be on Sunday 13th October, starting at 9.00am in Newcastle. Further details to follow. If you are interested in seeing the images captured by the participants at the Carrington photoshoot click on the following link - <https://belmont16s.myphotoclub.com.au/240825-spig-carrington-photoshoot/>

Please check the club calendar for dates and activities.

Samuel Markham – Landscape Photographer

Samuel presented to the club in September. We have subsequently received the following message to club members from Samuel.

I hope this message finds you well. I wanted to extend my heartfelt thanks to all of you for inviting me to give a ZOOM presentation to your club. It was an absolute pleasure to share my insights and experiences with such a passionate and engaged group of photographers.

I look forward to the possibility of collaborating with your club again in the future. Please feel free to reach out if you have any further questions or if there's anything else I can assist with.

I have provided a recording of the presentation below for anyone who missed the ZOOM meeting. I have also attached a few links which the club members may find useful. My private facebook group is for any members who would like feedback on landscape photography images as well as any further questions. The discount code for my workshops is MASTER10% which can be used at checkout on my website to give 10% off any photography workshop.

ZOOM Recording

- https://us06web.zoom.us/rec/share/TKZ10F8DopTscVtfMA_nHdlSL1H2rVHEcDxcUMv6kzO_iRSElnHNibzeg9nDPGQv.HD3a5jADvKKoMrbx

Passcode: 9zK@u4p8

Private Facebook Group - <https://www.facebook.com/groups/1496854821066613/>

Workshops - <https://www.samuelmarkham.photography/workshops>

The Map - <https://www.rexby.com/Samuel.markham/australia>

Thank you once again for the wonderful opportunity.



Warm regards,
Samuel Markham Photography

2024 It's a Knockout Results

Congratulations to Roy Killen and Megan Willis who finished in 1st and 2nd place respectively in this year's, "It's a Knockout" competition and a special thank-you to all the club members who entered images and came along on the night. Thanks also to Greg Carruthers for organising and leading the activity.





Congratulations – Steve McGrath

The Mono Awards is run by Australian Photography magazine every year, and entries are in three categories - People, Animals, and Places. This year there were over 4,000 entries, so I was happy to get all three of my entries through the first cut, then one image through the second cut to receive a Highly Commended award in the Places category.

The images I chose to submit were all colour landscape images that I felt converted well to monochrome due to the lighting at the time the image was captured, and the wide dynamic range.





THE LEADING LINE
 THE LATEST NEWS & VIEWS FROM
 LAKE MACQUARIE CAMERA CLUB



October 2024, Issue 15.



THE
Mono
 AWARDS
 2024

PLACES
COMMENDED
 STEVE MCCRATH
 CATHO

The Mono Awards 2024 was judged by a panel of leading photographers comprising Chris Budgeon, Alex Coombs (OAM), Jay Collier, Lu Ham, Meg Hewitt, Mike Longford, Anthony McKee, Matt Palmer, Jackie Ranken, Dean Sewell, Tom Truong and Helen Whittle

Mike O'Connor
 Mike O'Connor
 Editor, Australian Photography

MAJOR SPONSOR
Synology


W.T. DUCK



LET'S GO TAKE A LOOK AT THE OLD SCRAP-



BY AARON JOHNSON





JUST 3 – Susan Slack

Reverie

I had a good sharp image of three white camellias that was lacking something so I played around with Topaz and anything else I could find. A filter suddenly showed me how changing colours could entirely change the mood of an image. It looked dreamy and mysterious.




I'm Taking Over

My image I'm Taking Over shows the drama of a possum taking over a nesting hollow in a termite nest and being psyched out by two determined lorikeets. The possum never at any other time showed his face. That was my one chance. I had spent many hours and several weeks sitting in a chair opposite the hollow holding my long lens setup. The hollow was at least 60 feet in the air and my chair could only be placed in a direction facing into the sun. Not ideal but when that moment came, I was so glad to see the face peering out under the leaf litter and showing a blue eye and a brown eye. I think the blue eye was possibly blind. Nature is tough and this shot shows how fighting for territory is essential.



John


This portrait was achieved by a lucky accident of timing inside a club meeting room. I had just bought a white box from another member and fitted it onto the camera which was a Canon 5D Mk iii with a macro lens of all things! I am not good at doing portraits so it just shows you can get very lucky especially if you keep your camera close at all times! I heard some laughter and turned to see someone smiling and reflexively pressed the shutter button.



THE LEADING LINE
THE LATEST NEWS & VIEWS FROM
LAKE MACQUARIE CAMERA CLUB



October 2024, Issue 15.





Worth a Look?

I'm sure club members have different ways of informing themselves on photography in its many forms and applications. Whether it is subscribing to magazines, borrowing books or magazines from the library or following people on social media or YouTube. Each month we will include some links to news stories on the internet, competition results and well-known photographer's work. If you have an item of interest, please let us know.

For members interested in Street Photography:

- In Conversation with Magnum Photos David Hurn and Martin Parr - <https://youtu.be/dEZSFJg2i84?si=RXI62C0wJ3-U89nW>
- Vibrant light and shadows by Swedish photographer Frederik Axling - <https://121clicks.com/inspirations/vibrant-light-shadows-in-street-photography-fredrik-axling>
- Israeli street photographer Gabi Ben Avraham has developed a unique ability to capture the pulse of urban life with a camera. - <https://121clicks.com/inspirations/israel-street-photography-gabi-ben-avraham>

For lovers of monochrome images:

- Black and White Awards - [🏆 Black and White Photo Awards 2024 Winning Photographs \(bwphotoawards.com\)](https://www.bwphotoawards.com)








How Large Can You Print Different Megapixels? – Bill Chambers

Many people who use digital cameras want to know how large they can blow up or enlarge their photographs based the megapixel count of their camera. This article is aimed at teaching you how much you can enlarge your photographs depending on what type of digital camera you're using and what the pixel settings are on your camera.

This chart outlines how big you can blow up your digital images.

To use this chart, find the resolution of your image and multiply it to find out how many megapixels the image is. For example, a 1024 pixel by 1024 pixel image would be a 1MP (1 Megapixel) image because 1024X1024 is approx. 1 million pixels.

| Color | Quality | Comments | PPI Range |
|---|-----------|---|----------------|
|  | Superb | Just about the finest quality possible. | 200+ PPI |
|  | Excellent | The casual photographer will see no difference to a slight difference when compared to Superb. | 150-199 PPI |
|  | Better | Better than Good, but not as good as Excellent. The typical photographer will be very happy with prints of this quality. | 100-149 PPI |
|  | Good | Quality that your typical photographer will be happy with. | 80-99 PPI |
|  | Fair | Quality will depend on the individual picture. For larger size prints the typical photographer will find them acceptable, but the sharpness will not be as high as a Good quality print. Compelling subject matter may trump the loss of sharpness. But doesn't it always?! | 79 PPI or less |

The chart below is in inches:

THE LEADING LINE
 THE LATEST NEWS & VIEWS FROM
 LAKE MACQUARIE CAMERA CLUB
 October 2024, Issue 15.

PRINT SIZE

| | 8x12 | 11x14 | 16x20 | 16x24 | 20x30 | 24x36 | 30x45 | 40x60 | 50x75 |
|--------|------|-------|-------|-------|-------|-------|-------|-------|-------|
| 2MP | 133 | 114 | 80 | 66 | 60 | 53 | 35 | 26 | 21 |
| 3MP | 193 | 165 | 115 | 96 | 77 | 64 | 51 | 38 | 30 |
| 4MP | 205 | 176 | 123 | 102 | 82 | 68 | 54 | 41 | 32 |
| 5MP | 216 | 185 | 129 | 121 | 86 | 72 | 57 | 43 | 34 |
| 6MP | 250 | 214 | 150 | 125 | 100 | 83 | 66 | 50 | 40 |
| 7MP | 256 | 219 | 153 | 128 | 102 | 85 | 68 | 51 | 40 |
| 8MP | 259 | 222 | 155 | 129 | 103 | 86 | 69 | 51 | 41 |
| 9MP | 290 | 249 | 174 | 145 | 116 | 96 | 77 | 58 | 46 |
| 10MP | 322 | 276 | 193 | 161 | 129 | 107 | 86 | 64 | 51 |
| 11MP | 338 | 290 | 203 | 169 | 135 | 112 | 90 | 67 | 54 |
| 12.7MP | 364 | 312 | 218 | 182 | 145 | 121 | 97 | 72 | 58 |
| 16.6MP | 416 | 356 | 249 | 208 | 166 | 138 | 110 | 83 | 66 |
| 18MP | 408 | 350 | 245 | 204 | 163 | 136 | 108 | 81 | 65 |
| 21.1MP | 468 | 401 | 280 | 234 | 187 | 156 | 124 | 93 | 74 |
| 22MP | 457 | 392 | 274 | 228 | 182 | 152 | 121 | 91 | 73 |
| 31MP | 541 | 464 | 324 | 270 | 216 | 180 | 133 | 108 | 86 |
| 39MP | 601 | 515 | 360 | 300 | 240 | 200 | 160 | 120 | 96 |
| 63MP | 812 | 696 | 487 | 406 | 324 | 270 | 216 | 162 | 129 |
| 35mm* | 590 | 515 | 354 | 295 | 236 | 196 | 157 | 118 | 94 |
| 6x6cm | 944 | 809 | 566 | 472 | 377 | 314 | 251 | 188 | 151 |
| 6x7cm | 956 | 820 | 574 | 478 | 382 | 318 | 255 | 191 | 153 |
| 4x5 | 988 | 847 | 592 | 494 | 395 | 329 | 263 | 197 | 158 |
| 8x10 | 1383 | 1186 | 830 | 691 | 553 | 461 | 368 | 276 | 221 |

CAMERA RESOLUTION



What is the difference between DPI and PPI?

It should be noted that the image enlargement size recommendations above are on the conservative size and will allow for optimal enlargement capabilities with the best and crispest possible picture. However, you can still blow your photographs up further if you don't mind losing a little bit of crispness. For example you can enlarge a 6-7 megapixel print to 16x20 or an 8 megapixel print to 17x22. Better yet, you can blow up a 10 megapixel print to 20x30 for a good quality print.

(The chart above is entirely subjective!)

DPI

DPI stands for “dots per inch” and it refers to the number of dots of ink used when printing a photograph on paper. The higher the DPI, the more dots of ink are used, resulting in a higher quality print. When professional printers print a photograph, they will typically use a resolution of 300 or higher, which is considered high-quality.

PPI

PPI stands for “pixels per inch” and it refers to the number of pixels in an image. The higher the PPI, the more pixels are used, resulting in a higher resolution image. When printing an image, a resolution of 300 or higher is typically used, which is considered high-quality.

Differences

The main difference between DPI and PPI is the type of devices they refer to. DPI is used when printing images on paper, while PPI is used when viewing images on a digital device, such as a computer monitor or smartphone. When printing an image, it is important to have a high DPI, as this will result in a higher quality print. However, when viewing an image on a digital device, a higher PPI is not necessarily better. For example, a smartphone with a high-resolution display (e.g. 1080P) will look just as good as one with a lower resolution (e.g. 720P).




Fungi – Di Schofield

Do you have access to Netflix? Do you have a passion for Macro Photography and Fungi? If you have all the above, then you are in for a treat.

Stephen Axford and Catherine Marciniack have produced a magnificent Australian documentary on Fungi. You may view the trailer at: [Planet Fungi: Follow the Rain - Documentary by Stephen Axford & Catherine Marciniak](#)

Here are some of the finalists of the 2024 Comedy Pet Photography Awards... - Bill Chambers



“Cat in a trap. Like Super Mario” by Kenichi Morinaga



” Not just for cats” by Sarah Haskell




THE LEADING LINE
 THE LATEST NEWS & VIEWS FROM
 LAKE MACQUARIE CAMERA CLUB



October 2024, Issue 15.




“Sun lover” by Alina Vogel



“Peek a boo” by Sylvia Michel



“Everybody was Kung Fu Fighting” by Sylvia Michel





“It's time to get up” by Lock Lui



Bill's Macro Image Quiz

The following macro images were taken of 6 items found around the home were in last month's newsletter. Answers in the table below.

| | |
|---|--|
| <p>1.</p>  |  |
| <p>2.</p> | |




3.



4.



5.





6.



Club Christmas Party

Our Christmas party is on Sunday 1st December at Valentine Bowling Club starting at 6.30pm.

Club members will be subsidised by \$10 so the cost is \$50.00 for members and \$60.00 for non-members for a two-course meal. This year there will be an open bar in the function room. Drinks at your own expense.

We must finalise numbers by November 15th so please get in touch with Barb Hunter or Katherine James to let them know if you wish to attend. Their contact details appear below.

If members wish to pay for the Christmas function directly into the club bank account.

Account Name: Lake Macquarie Camera Club Incorporated

BSB: 650-000

Newcastle Permanent Account No: 554595907

Reference: It is important that you put name in the reference, so we know who has paid, not just the fact that it is for the Christmas party. Given that there is a limit on the characters you can use for the description, we suggest "Xmas and then your surname".

Katherine James; katherine.44@bigpond.com, Mobile 0421 921 353

Barb Hunter: babyshunter@gmail.com, Mobile 0429 772 280



NEW

Frame Today

Frame Today Club Sponsorship

We are pleased to announce that our club has accepted a sponsorship arrangement with Frame Today at Warners Bay. In return for promoting Frame Today at our club events, on our website and in our newsletter, Frame Today will provide:

- one monthly print voucher of up to A3 size.
- an annual ready-made frame to fit an A3 print valued at \$129.
- a 30% discount on printing, backing and mounting services to members of our club when they join the free Frame Today's Art Society.
- Members can apply on the following [link](#).

Each month the print voucher will be awarded by lucky draw to one of the Judges Choice winners for that month, includes all EDI and print competitions.

The annual frame prize will most likely be awarded as part of the prize for the overall Image of the Year (IOTY) winner at the end of the year.

If club members have any specific questions about the services that Frame Today offer, they can have a chat to Peter Treloar and Laurie Connolly.



Critique Corner

Critique Corner aims to help members to fine-tune potential entries by gaining feedback from other members before the image is entered into a competition.

All members, regardless of experience are encouraged to upload images and make comments on images. The aim is to help each other to develop both your image capture and processing skills, and to take the judges' point of view when assessing an image. There are no grades within this activity.

Each member can upload one image per category. Once uploaded you can use this image in an upcoming competition. You can remove the image and replace it with another image whenever you choose.

The critique corner is accessible from the Members page as shown below or click on the image and it will take you there!



Lake Macquarie Camera Club Inc.

DENNIS ARCHIBALD

ABOUT US - CONTACT ▾

Members Page

[VIEW ALL MY ENTRIES](#)

[POINTS SCORE](#)

[MEMBERS DIRECTORY](#)

[CRITIQUE CORNER](#)

[MEMBERSHIP RENEWAL](#)

Published

2024 collections ready to view and comment on

Search:



Club Committee

Following the AGM in August we now have a new committee in place for the coming year.

| Position | 2024 - 2025 |
|--|--------------------|
| President | Dennis Archibald |
| Secretary, Public officer | David Richards |
| Vice President and Training Co-ordinator | Greg Carruthers |
| Treasurer | Ruth Keech |
| Competition Coordinator | Phil Whiteman |
| Social Functions | Barb Hunter |
| Social Functions | Katherine James |
| Membership Coordinator | Joy Thomas |
| Training, Grading Officer | Bill Chambers |
| PSA Coordinator and Training | Roy Killen |
| Newsletter | Julie Brooks |
| Committee Member | Lynda Beeston |
| Committee member | Stephane Thomas |
| Committee Member | Steve McGrath |