



WELCOME TO THE SEPTEMBER ISSUE OF THE LEADING LINE –Dennis Archibald

Looking at what we have in this month's newsletter you can see that there is a lot going on in the club now. Please take some time to absorb the various meetings, tutorials and activities that are planned and make sure they find their way into your diary.

The September edition marks the beginning of warmer weather, so I encourage members that no matter their particular interest grab your camera and get out there to enjoy your hobby. There is a welcome article from Helen Walker on some good locations to visit in Newcastle to capture some wildlife images.

It is also a time to start to planning for next year. I particularly have in mind our Set Subject digital competition. If you have a specific topic in mind, please discuss with one of your committee members.

Our next club night will be held at the Valentine Bowling Club on Wednesday 11th September at 7.00pm.

WHAT'S ON IN SEPTEMBER – Greg Carruthers

The Interest Groups are all up and running now as reflected in the busy calendar of events for September. There will still be regular posts on the website with details and last-minute updates. The activities and tutorials for September are summarised below and are contained in the calendar and on the club website:

- Monday 2nd September at 7.30pm – Zoom presentation by Roy Killen – Photoshop Interest Group
- Monday 9th September at 7.30pm – Zoom presentation by Roy Killen – Photoshop Interest Group
- Wednesday 11th September at 7.00pm – September Club Night at VBC
- Thursday 12th September at 7.00pm – Zoom presentation by Greg Carruthers on Astrophotography.
- Monday 16th September at 7.30pm – Zoom presentation by Roy Killen – Photoshop Interest Group
- Tuesday 17th September at 7.00pm – Zoom presentation by Greg Carruthers – Lightroom Editing.
- Wednesday 18th September at 7.00pm. “How to Improve your Landscape Composition” – Zoom Session with Samuel Markham.



- Thursday 19th September at 7.00pm – Studio Lighting Zoom Session with Stephane Thomas.
- Monday 23rd September at 7.30pm. Zoom presentation with Roy Killen. Photoshop Interest Group.
- Wednesday 25th September at VBC – It’s a Knockout Competition is on again with the website again open for members to edit, upload or alter their existing entry if needed. If you can attend on the night and have already made an entry, then your image is there for the Knockout competition and no further action is required other than turning up on the night. NOTE, if you are unable to attend on the night then please delete your entry. There are plenty of prizes to be won on the night and so come along and be part of the members judging and a chance to win a prize.
- Monday 30th September at 9.30am. Coffee catch-up at Lake Macquarie Sailing Club.

September Club Calendar

September

2024

MONDAY	TUESDAY	WEDNESDAY	THURSDAY	FRIDAY	SATURDAY	SUNDAY
26	27	28	29	30	31	01
02 Photoshop Interest Group via ZOOM - 7.30pm	03	04 Club Committee Meeting via ZOOM - 7.30pm	05	06	07	08
09 Photoshop Interest Group via ZOOM - 7.30pm	10 Macro Interest group Zoom Bill Chambers 7pm	11 September Club Night at VBC 7.00pm	12 Astronomy Interest group Zoom session 7pm	13	14	15
16 Photoshop Interest Group via ZOOM - 7.30pm	17 Lightroom Zoom 7pm GregC	18 Samuel Markham - Landscape Composition via Zoom 7.30pm	19 Studio Lighting Interest Group via ZOOM - 7.00pm	20	21	22
23 Photoshop Interest Group via ZOOM - 7.30pm	24	25 It's a Knockout @ VBC 7.00pm	26	27	28	29
30 Coffee Catchup - Lake Macquarie Sailing Club 9.30am Photoshop Interest Group via ZOOM -	01	Notes:				



- The Raw Image Challenge for September is shown below:





JUDGING AND COMPETITIONS – Roy Killen

Our Print judge for September will be Ian English. Ian is a very experienced photographer who is a member of the Wangi club.

Our digital judges this month are club members: Chris Mannweiler for Colour, Colin Schofield for Nature, and Dennis Archibald for the Set Subject (Sport).

September Set Subject – Sport – Judge - Dennis Archibald

Show me the action. Your image should be in colour and should capture a moment in competition. Images that will score best are those that not only capture the action in sport but also indicate the emotion of competition whether it be elation, disappointment, anger, joy or celebration. Amateur or professional, junior, or senior.

Photographic Society of America (PSA) and Interclub Competitions

Our club is a member of PSA, which allows us to participate in the PSA Interclub competitions, where we compete against clubs from all over the world. In previous years, we have experienced quite a lot of success and climbed to the top category in all the digital sections (Colour, Monochrome, Nature, Photo Travel, and Photojournalism). During the last competition season, we gained first place in the Nature section. Full details about how these competitions are conducted are in the Club Documents section of the club website.

Every member of our club has the opportunity to showcase their photographic prowess by submitting images for selection as part of our club entries. The deadline for Round 1 of the digital competitions is *1st October*, so don't miss this chance to share your work with the world.

This year, we're expanding our participation to include the Colour and Monochrome Print sections of the Interclub. Members are encouraged to submit the digital versions of their entries by *8th September*. If your image is selected to represent our club, you will be given guidance for preparing the prints and the club will subsidise the cost.

If you have any questions about the PSA Interclub competitions, please contact Roy Killen.

To view images that have gained awards in the PSA Interclub competitions in recent seasons, do the following:

Open the PSA website: <https://psa-photo.org>



On the menu to the right of the PSA logo, hover over “Divisions” and select “Interclub Competitions”.

Click on the orange “Competition Results” button.

Click on the blue button for the competition section you want to view.

For the year of the competition that you want to view, click on “Round 1” to view a slideshow of the award-winning images in that round. Do the same for Round 2, etc.

While the slideshow is playing, click on the “i” symbol below the images to reveal information about the image title, author and club.

The information below the images shows the Group (A, B, C, etc) in which the club competed. A club may be in a different group for different sections of the competitions (Colour, Mono, etc). When a club first enters the Interclub competitions, it will compete in the lowest group in each category. At the end of each competition season, the top clubs in each group get promoted to the next highest group. There are usually around 25 clubs worldwide in each group.

Lake Macquarie Camera Club is in Group A of the digital competitions for Colour, Monochrome, Nature, Photo Travel and Photojournalism. This year, we will also enter the Small Print sections for Colour and Monochrome. There is only one group for each of these competitions, and we will compete against about 15 other clubs worldwide.

PSA Courses

As well as our club being a member of PSA, several of our members are individual members of PSA. Among other membership benefits, they can participate in the free online courses offered by PSA. Club members who complete a PSA course and then make a short presentation about it at one of our club nights are eligible to have the first year of their PSA membership fee reimbursed by the club. For details of these PSA courses and other benefits of joining PSA, please contact Roy Killen who is the Australian Membership Director for PSA.

APS Nature National

For our keen Nature photographers. The Australian Photographic Society Nature National is open for entries until 24th October. Details here: <https://apsnature.myphotoclub.com.au/>



APS National Exhibition Nature

JUDGES AND MANAGEMENT LOGIN

ABOUT US - CONTACT -

Australian Photographic Society presents..

The APS National Exhibition > Nature
APS Approval 2024/18

ADPA AUSTRALIAN DIGITAL PHOTOGRAPHY AWARDS



Falcon under the rain.
APS Bronze Medal - Wildlife - 9th APS National Exhibition

INTEREST GROUPS

The Interest Groups commenced their activities in August. The groups and their respective mentors are listed below.

1. **Beginners Group** –the basics of camera craft and/or basic image editing. Mentor – Bill Chambers
2. **Lightroom** – Learn and share the tips and tricks of using Lightroom Classic as your main image editing program. Mentor – Greg Carruthers.
3. **Astrophotography** – Learn the basics of capturing and editing nightscape images including the Milky Way, star trails and foreground interest. Mentor- Greg Carruthers.
4. **Studio Lighting** – Concentrating on portrait photoshoots using speedlights (flash), and/or LED lighting. Mentor – Stepane Thomas
5. **Macro Photography** – Learn how to master the techniques involved in capturing and editing Macro images. Mentor – Bill Chambers



6. **Scape Photography** – ‘Scape’ Photography – capture and editing of Landscapes, Seascapes and Cityscapes, including the opportunities presented during Blue hour and Golden hour. Mentor – Dave Richards
7. **Photoshop – Training via Zoom conferencing on Monday nights – Mentor – Roy Killen**
8. **Street Photography – gear, camera settings, street etiquette, photoshoots – Mentor – Dennis Archibald**



Phil Whiteman under fire on the 1st outing of the Street Photography Group at Carrington



The Lightroom and Astronomy Interest groups will be making a start this month so if you are interested, please send an email to Greg Carruthers and keep an eye out for Zoom sessions and Photoshoot opportunities.

Similarly, the Studio Lighting Group led by Stephane Thomas will meet via Zoom later in the month – refer to recent post on club website for details.



Northern Photographic Federation (NPF) 2024 Conference and Competitions – Dennis Archibald





The 2024 NPF Conference and Competitions were held at the end of July. Thanks to all those members who participated in attending the conference and entering the competitions. The following club members achieved some success.

Section	Award	Title	Image
Colour Prints			
Greg Carruthers	HC	Red Bandana	
Stephane Thomas	HC	The swimmer at sunset	
Mono Prints			



THE LEADING LINE
 THE LATEST NEWS & VIEWS FROM
 LAKE MACQUARIE CAMERA CLUB
 September 2024, Issue 14.


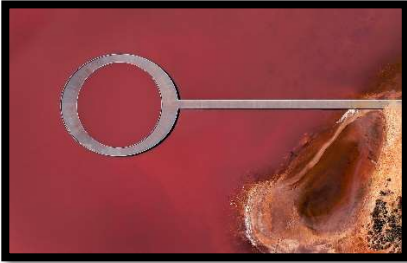





Stephane Thomas	1 st	Violoncello Moderato	
Allison Hayes	HC	Devil Women	
Nature Prints			
Roy Killen	HC	Leopard near Skukuza	
Open Digital			
Roy Killen	HC	Two Macques Posing	



THE LEADING LINE
 THE LATEST NEWS & VIEWS FROM
 LAKE MACQUARIE CAMERA CLUB
 September 2024, Issue 14.







Stephane Thomas	HC	Dance with Sofia	
Phil Whiteman	HC	Sea Lake Donut	
Margot Hughes	HC	Our Family	
People Digital			
Margot Hughes	1 st	Pucker up Delilah	
Margot Hughes	HC	Desiree, Dolly and Max	




THE LEADING LINE
 THE LATEST NEWS & VIEWS FROM
 LAKE MACQUARIE CAMERA CLUB
 September 2024, Issue 14.



Dennis Archibald	HC	Engraver at Work	
Shane Wallwork	HC	Inquisitive Eyes	
Macro Digital			
Trevor Cotterill	HC	Beautifully Engaged Nembrotha	
Toni Conquest	HC	Damsel fly eating moth	



Toni Conquest	HC	Grasshopper	
---------------	----	-------------	--

JUST 3 – Carol McGrath

Tin Shack Reflections

I picked this image because I thrive on achievement. This image won Image of the Year in B Grade Open Mono in 2019. I think this was my second year in the club, and the results of this image really made me feel like I was improving and getting somewhere.

The image was obviously taken at Tin City (Worimi Regional Park, Stockton Beach) but I remember the day vividly because it was my first shoot using back button focus – which seems so simple now – but it was a steep learning curve at the time. The reflection in the water was what attracted me to this composition, so I positioned myself to use the water’s edge as a leading line towards the shack.




A French Supper

This was one of my first “real” attempts at still life. I have always been attracted to dark images



and traditional still life, and it has taken me a long time to convert that interest into action to create my own images. I had a clear vision for this image, and it came to me in the dairy section as I was doing my groceries at Aldi if you can believe it. So, I bought the cheese, and then I sent my husband out to find me a vintage looking bottle of wine. And of course, he bought one that he would enjoy drinking after I had finished with it.




Yacht at Dusk

This image demonstrates the little bit of patience that I have – sadly not enough to be a great nature photographer. I had listened to a Youtube video by an experience Intentional Camera Movement photographer, who was kind enough to share the camera settings they use. So, I then had to wait for a colourful sunset. As I was driving around the lake near Valentine, the sky went bright pink and so I quickly jumped out of the car and took this shot – moving the camera upwards with a slow shutter speed. The trick was moving the camera in a straight movement to create straight lines of the mast, rather than introducing bends and warps. But I think the colour is what grabs your attention in this image.



THE LEADING LINE
THE LATEST NEWS & VIEWS FROM
LAKE MACQUARIE CAMERA CLUB
September 2024, Issue 14.





4 Places Your Camera Wants To Go – Helen Walker MPSA 2

All the following places are easy walks, and the wildlife is easy on the lens. Zoom lens is best but not necessary. In order of WOW factor.

Shortland Wetlands: Hunter Wetlands Centre Shortland (1 Wetlands Place, Shortland, NSW 2307)

Lots of birds especially around breeding season (September to December). Become a member, \$20, and you can visit as many times as you like for a year. Clean toilets plus there is cake!!! Parking. (Egrets, Black Swans, Kingfishers, Swampheens, Magpie Geese, reptile house plus)



Eraring Outlet Reserve: Open 6am to 6pm. Free. Left off Rocky Point Road Eraring near to Lake Macquarie's Edge. Turn left off Wangi Road past the Myuna Bay Rest Area coming from Toronto. Best in winter as the birds like the warm waters of the outlet. Good anytime but in the afternoon the sun lights the birds up. Clean toilets. Parking. No cake (Raptors including Sea Eagles, Kites, Harriers, Osprey plus Egrets, Swifts, Terns, jumping Stingrays, Turtles)

 **THE LEADING LINE**
THE LATEST NEWS & VIEWS FROM
LAKE MACQUARIE CAMERA CLUB
 September 2024, Issue 14.




Bats - Raymond Terrace: On corner Newline Road and William Bailey St. Free and always open. Year-round bat colony. Go to western side of park and the sun will light up the bats in the afternoon. Toilets on other side of park. Parking. No cake but shops nearby. (Grey-headed Flying Fox, Night herons, Grey-faced herons, Ibis, plus).



 **THE LEADING LINE**
THE LATEST NEWS & VIEWS FROM
LAKE MACQUARIE CAMERA CLUB
 September 2024, Issue 14.

Miners Point on Pirritta Island (Coon Island) Swansea. Free and always open. Boardwalk. Toilets, No Cake. Parking (Herons, Egrets, Ibis, Curlew, Osprey).




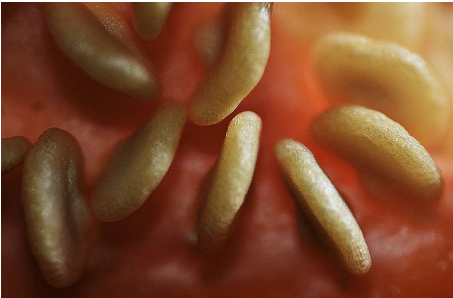


 **THE LEADING LINE**
THE LATEST NEWS & VIEWS FROM
LAKE MACQUARIE CAMERA CLUB
 September 2024, Issue 14.




Bill's Macro Image Quiz

The following macro images were taken of 6 items found around the home. Can you identify them? Answers in next month's newsletter.

<p>1.</p> 	<p>2.</p> 
---	--

 **THE LEADING LINE**
THE LATEST NEWS & VIEWS FROM
LAKE MACQUARIE CAMERA CLUB
 September 2024, Issue 14.


3.



4.









5.



6.



Answers for August's Quiz

<p>1 / 10</p> <p>What do you think this is?</p> <p>Book Pages</p> <hr/> <p>Harp Strings</p> <hr/> <p>Wheel Spokes</p> <hr/> <p>Air Filter</p> <hr/>		
<p>2 / 10</p> <p>What do you think this is?</p> <p>Candle Wax</p> <hr/> <p>Amber</p> <hr/> <p>Geode</p> <hr/> <p>Cereal</p> <hr/>		
<p>3 / 10</p> <p>What do you think this is?</p> <p>Tree Bark</p> <hr/> <p>Cinnamon Sticks</p> <hr/> <p>Frayed Rope</p> <hr/> <p>Carpet</p> <hr/>		



THE LEADING LINE
 THE LATEST NEWS & VIEWS FROM
 LAKE MACQUARIE CAMERA CLUB
 September 2024, Issue 14.




4 / 10
 What do you think this is?

Cork

Marble

Laminate

Apple Core




5 / 10
 What do you think this is?

Matchstick

Silk

Flower

Butterfly Wing





Frame today



The following article is a recent blog reproduced with the permission of our sponsor - Frame Today. Our thanks for their continued support. For more photography articles see the [Frame Today blog](https://www.frame.today.com.au). The Frame Today blog url is - <https://www.frame.today.com.au/picture-framing-news>

Benefits of Using the Epson SureColor P5070 for Print & Frame

Choosing Frame Today Print Studio to print your digital images on our Epson SureColor P5070 provides several benefits that enhance the overall print & frame process:

- **Exceptional print longevity:** The UltraChrome HDX inks are known for their archival quality, providing prints that can last for decades without significant fading. This longevity ensures that your framed photos will remain vibrant and beautiful over time, especially when protected with **UV filtering or museum glass**.
- **Professional grade output:** Whether you're a professional photographer or an enthusiast, the P5070 delivers gallery-quality prints that are suitable for exhibition and display. The precision and accuracy of this printer allow you to showcase your digital photos at their best.
- **Ease of use:** Despite its advanced capabilities, the Epson SureColor P5070 is user-friendly, with intuitive controls and straightforward maintenance. This ease of use ensures that we can consistently produce high-quality prints across all our stores.

Spotlight on the Epson SureColor P5070

When it comes to framing digital photos, the quality of your digital print is paramount. High-resolution images, vibrant colours and lasting durability are all achievable with the right digital printer.

When selecting the ideal printer for our framing stores we needed to ensure quality output, ease of use and low maintenance costs. After careful consideration we chose the Epson SureColor P5070 because it stood out as our best choice for professional-grade **photo printing offered in all our 14 stores**.

Let's explore what makes this printer exceptional and why we chose it to enhance your digital printing for framing.



Features of the Epson SureColor P5070

The **Epson SureColor P5070** is known for its advanced technology and superior print quality. Here are some key features that make it ideal for printing your digital photos:

- **UltraChrome HDX ink** which is a 10-colour pigment ink set that includes a wider colour gamut and improved black density. The result is vivid, true-to-life colours and deep, rich blacks.
- **PrecisionCore® TFP printhead** delivers precise and consistent output, ensuring sharp details and smooth gradations. This technology is essential for producing consistent, high-quality prints that capture every nuance of your digital photos.
- **Versatile media handling** which means our SureColor P5070 supports a wide range of media types and sizes, from traditional photo paper to fine art paper and canvas. This versatility allows us to experiment with different textures and finishes to find the perfect match for your framed photos.
- **Advanced black and white mode** is ideal for those who appreciate the timeless elegance of black and white photography. This black and white mode optimises the use of black inks to produce stunning monochrome prints with exceptional tonal range.

Benefits of Using the Epson SureColor P5070 for Print & Frame

Choosing Frame Today Print Studio to print your digital images on our Epson SureColor P5070 provides several benefits that enhance the overall print & frame process:

- **Exceptional print longevity:** The UltraChrome HDX inks are known for their archival quality, providing prints that can last for decades without significant fading. This longevity ensures that your framed photos will remain vibrant and beautiful over time, especially when protected with **UV filtering or museum glass**.
- **Professional grade output:** Whether you're a professional photographer or an enthusiast, the P5070 delivers gallery-quality prints that are suitable for exhibition and display. The precision and accuracy of this printer allow you to showcase your digital photos at their best.
- **Ease of use:** Despite its advanced capabilities, the Epson SureColor P5070 is user-friendly, with intuitive controls and straightforward maintenance. This ease of use ensures that we can consistently produce high-quality prints across all our stores.



WORLD PHOTO ADVENTURES

Thanks to Susan Robinson who has passed this information on regarding free seminars being run by World Photo Adventures. World Photo Adventures is run by Darren Leal who is a regular contributor to the magazine Australian Photography. Further information follows.

FREE SEMINARS - Sydney & Melbourne

Discover the ultimate opportunity this November! Join acclaimed photographers Darran, Pearce, or Frazer for an exclusive FREE day packed with top-tier tips, techniques, and invaluable insights that will elevate your photography game. Whether you're into capturing stunning landscapes, captivating portraits, or unleashing your creativity through photography, this event promises a world-class showcase of exemplary images and engaging Q&A sessions. Don't miss out on this chance to transform your photographic interests into masterpieces!

1. Sydney - November 16
2. Melbourne - November 17

AND WOW - an amazing door prize! At the end of each seminar, we are drawing (lucky door prize) a 3 day stay at Leal Lodge for 2 people - valued at \$4,500 including airfares. Someone will win! (Conditions apply, see itinerary).

Suits novice to advanced photographers. Tell your friends, space is limited!

Yes it is FREE!

Email Darran or Julia for the PDF and to book:

darran@worldadventures.com.au

julia@worldadventures.com.au



Critique Corner

Critique Corner aims to help members to fine-tune potential entries by gaining feedback from other members before the image is entered into a competition.

All members, regardless of experience are encouraged to upload images and make comments on images. The aim is to help each other to develop both your image capture and processing skills, and to take the judges' point of view when assessing an image. There are no grades within this activity.

Each member can upload one image per category. Once uploaded you can use this image in an upcoming competition. You can remove the image and replace it with another image whenever you choose.

The critique corner is accessible from the Members page as shown below or click on the image and it will take you there!



Lake Macquarie Camera Club Inc.

 DENNIS ARCHIBALD

[ABOUT US - CONTACT](#)

Members Page

[VIEW ALL MY ENTRIES](#)

[POINTSORE](#)

[MEMBERS DIRECTORY](#)

[CRITIQUE CORNER](#)

[MEMBERSHIP RENEWAL](#)

Published

2024 collections ready to view and comment on

Search:



Club Committee

Following the AGM in August we now have a new committee in place for the coming year.

Position	2024 - 2025
President	Dennis Archibald
Secretary, Public officer	David Richards
Vice President and Training Co-ordinator	Greg Carruthers
Treasurer	Ruth Keech
Competition Coordinator	Phil Whiteman
Social Functions	Barb Hunter
Social Functions	Katherine James
Membership Coordinator	Joy Thomas
Training, Grading Officer	Bill Chambers
PSA Coordinator and Training	Roy Killen
Newsletter	Julie Brooks
Committee Member	Lynda Beeston
Committee member	Stephane Thomas
Committee Member	Steve McGrath