

THE LEADING LINE

THE LATEST NEWS & VIEWS FROM
LAKE MACQUARIE CAMERA CLUB



January 2024, Issue No.8

Happy New Year

Written by Julie Brooks

Here we are again wondering where on earth another year has gone! It's January and our first print competition is upon us already and we are reviewing our resolutions, hitting up the exercise regimes and spending a bit more time with our loved ones including all our LMCC friends.

It seems I blink and 30, 40 or 50 years have passed! With that in mind and a keenness to expand my knowledge of photography and NSW I have bought a little Aliner A'Van! I picked it up from the Gold Coast in October and spent a few nights trying it out - I've never used/towed a caravan before. But, I had an experienced caravanner and friend to show me the ropes - I'm still a little nervous about reversing into position but, I'm sure it won't take much to get back in the swing of things - I used to be the designated trailer backer for many years of our family firewood collection!!



Contents

01

President's Message

With Dennis Archibald

02

What's On?

What's coming up

03

Judging & EDI Set Subjects

With Roy Killen

04

Image of the Year 2023

Congratulations to all

05

Presentations and Workshops

With Greg Carruthers

07

PSA Interclub

See how we compare to camera clubs worldwide

08

Raw Challenge

Test your photo processing skills

09

Just Three

With Bettina Damme

10

Workshop at Wangi Camera Club

Catch all the details here!

11

Portrait Workshop

Wangi Camera Club Invitation

Contents

12

Newcastle Show

What images can you show off?

13

NEW Coffee Catch Up

Come along and check it out

14

NEW Frame Today

What's in store for this season's horoscope

15

NEW Set Subjects 2024

Check out what we've got on offer

16

It's Your Birthday!

What's in store for this season's horoscope

17

MarketPlace

Sell it or give it away!

18

Club Equipment

Check out what we've got on offer

19

Print Competition Info

How to make the most of your print entries

20

Committee Details

See who your club representatives are



President's Message

With Dennis Archibald

Welcome to 2024 everyone. Without getting too philosophical I think it's fair to say that there is a degree of uncertainty in the world today with conflict, extreme weather events, natural disasters, and financial uncertainty and that's before we encounter some of the day-to-day challenges that occur when we least expect them. With that said I believe the normal day to day routines and rhythms of our life and the community we live in help us to maintain some equilibrium.

In one of my recent posts, I shared some news from a recent overseas trip and at the end posed the question as to what might be some of your photographic goals for the year ahead.

Your committee met last Wednesday night and discussed some new club activities and some "tweaks" to activities that have occurred in previous years that will allow the continuing development of our photographic skills. I'm hoping that you embrace some of these opportunities.

I'm also pleased to see members becoming more involved in club activities and contributing to the successful running of our club.

You can learn about some of the upcoming changes in this month's edition of The Leading Line and by coming along to our first club night of the year on Wednesday the 10th January at the Valentine Bowling Club at 7.00pm. See you then.

What's On?

January

Wednesday 3rd Committee Meeting via Zoom	11:00pm Sunday 7th January Comp Entries Due
Wednesday 10th Competition Print Night at VBC	Monday 15th Coffee Catch-up at Lake Macquarie Yacht Club
Wednesday 17th Zoom Night 'Audio Visuals' with Colin Harrison	Wednesday 24th @ 6pm Boardwalk Sunset Photoshoot Perrita Island, Swansea with Greg Carruthers

February

Wednesday 7th February Committee Meeting	11:00pm Sunday 11th February Comp Entries Due
Wednesday 14th Competition Print Night at VBC	Thursday 21st Zoom Night Photojournalism with Jamie Wicks
Wednesday 28th Safari Cape Buffalo with Peter Ryan at VBC	

Zoom Presentation 7pm January 17th

With Colin Harrison

Audio Visuals

Three years ago having gained the EFIAP/d3 salon qualification, I decided to get back into producing audio visual sequences after a very long break.

My AVs are mainly short and light-hearted, and I try to bring my creative skills into them. My mission statement is to entertain the audience.

Recently I have received an AV exhibition silver medal in the UK and an AV Salon medal in Poland for my sequences.

You will see a variety of subject matter in my talk including Death Valley, Grand Canyon, creative flower photography and ghost towns.

Many of the images from my talk can be seen on my website
www.colinharrisonphotography.uk

Sunset Shoot 6pm January 24th

With Greg Carruthers

Pirrita Island Boardwalk

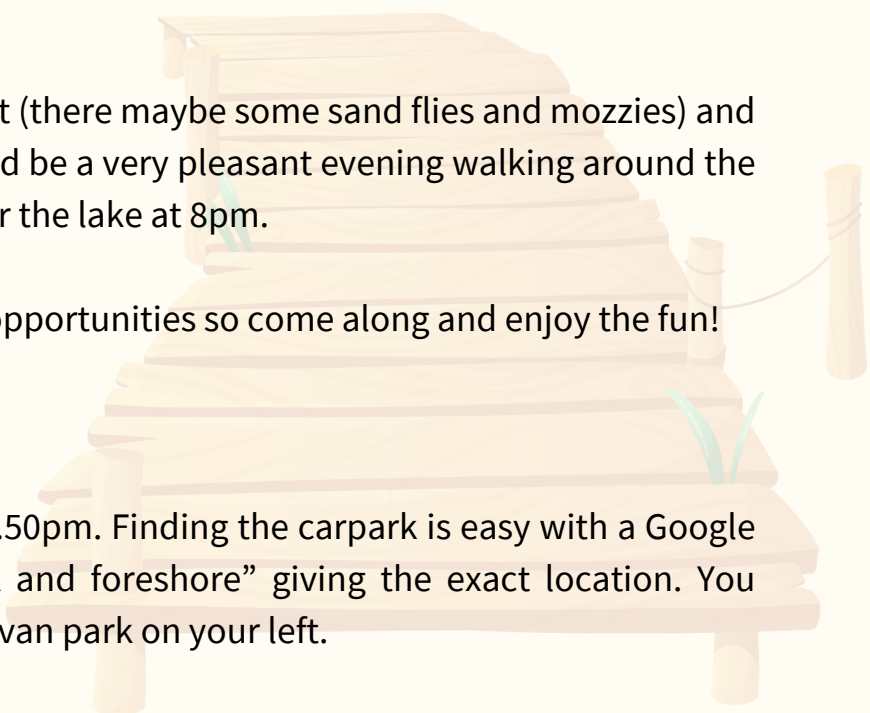
Roll up, roll up.

Bring your camera, some insect repellent (there maybe some sand flies and mozzies) and walking shoes and join us on what should be a very pleasant evening walking around the boardwalk and capturing the sunset over the lake at 8pm.

This area offers plenty of photographic opportunities so come along and enjoy the fun!

There will be no workshop at VBC!

We will meet in the car park at approx 5.50pm. Finding the carpark is easy with a Google Maps search for "Pirrita Island carpark and foreshore" giving the exact location. You should be on a bitumen road with a caravan park on your left.



Judging and EDI Set Subjects

With Di Schofield & Roy Killen

Print Competition Evening

7pm **Wednesday** 10th January 2024

Entries **must** be submitted online by: **11:00pm Sunday 7th January 2024**

Judges this month

Prints: Helen Walker

EDI Colour: Linda Colver - B Grade
Colin Schofield - A & Advanced Grade

EDI Nature: Craig Parker

Set Subject: *Bill Chambers*

Self Portrait

Self-portraits as a mean of self-expression. Self-portraits are the pinnacle of photographic self-expression and, to some extent, a rite of passage. Almost every renowned photographer is believed to have created at least one self-portrait throughout their profession. Aside from its artistic value, it can teach you how to identify and correct inappropriate stances on your own.

Instead of taking 'Selfies', use a tripod and a camera to take professional-looking pictures of yourself. Find a suitable place and activate the self-timer function on the camera. If you're not a fan of utilizing a timer, you can also use a remote control to operate it. You may also take a photograph in front of a mirror to capture self-portraits on the fly.

Image of the Year (IOTY)

With Dennis Archibald

Congratulations to Chris Mannweiler who was chosen as the overall Image of the Year winner in 2023 for his image monochrome image “Black Shouldered Kite?”

Well done Chris and a special mention to the club members who received certificates for their placing in monthly competitions and IOTY section awards.



Photography Society of America - PSA

With Roy Killen

PSA Interclub Round 1 Results

Our club is now in Group A (the top group of clubs) for all the PSA Interclub competitions. In each section, we are competing against clubs from up to eight different countries. When the images are judged each image receives a score out of 15 (the combined scores of three judges). The top 10% of images receive Merit awards and the next 10% receive Honourable Mention awards. The Round 1 results for our club are shown below. Entries for Round 2 must be submitted by 15th January.

COLOUR

Individual awards – Lynda Beeston – Merit Award.

Club position - 14th out of 25 clubs (11 points behind 1st place).

In Group A we are competing against clubs from England, Ireland, Scotland, Wales, Canada, Belgium, USA and 2 other Australian clubs (Wangi and Northern Tasmania).



MONOCHROME

No individual awards.

Club position - 15th out of 25 clubs (14 points behind 1st place).

In Group A we are competing against clubs from England, Ireland, Canada, Belgium, Sweden, India, United Arab Emirates, USA and 1 other Australian club (Wangi).

NATURE

Individual awards – Roy Killen – Merit Award; Bill Chambers – Honourable Mention.

Club position - 11th out of 26 clubs (8 points behind 1st place).

In Group A we are competing against clubs from England, Scotland, Canada, Belgium, Sweden, India, United Arab Emirates, USA and 1 other Australian club (Wangi).



PHOTO TRAVEL

Individual awards – Alan Hinde – Honourable Mention.

Club position - 8th out of 23 clubs (8 points behind 1st place).

In Group A we are competing against clubs from United Arab Emirates, England, Canada, India, USA and 3 other Australian clubs (Wangi, Waverley and Forster).



PHOTOJOURNALISM

Individual awards – David Richards and Helen Walker received Merit awards.

Club position - 7th out of 19 clubs (5 points behind 1st place).

In Group A we are competing against clubs from England, Canada, Sweden, United Arab Emirates, USA and 1 other Australian club (Wangi).



RAW Challenge - starting in February 2024

With Greg Carruthers

The RAW challenge for 2024 will start in February.

These are the usual instructions that you will need to follow:

Make sure you download the Raw image from the website and then edit with your favourite photo editing program and upload by end of the month.

You will be able to see all the entries when scoring is open and you can judge all the edited entries. Judging will be available for all members just keep an eye out for there blue scoring button.

Select the competition from the members area and download the raw file. Then use your editing software and upload your edited image before the end of the month. Club members will then vote on the winning image. If you see the blue scoring button beside the competition then feel free to look at the images and give them a score from 1 to 5 (follow the simple instructions). Just make sure you score all of the images for your vote to count.

Any questions or issues please let Greg know.

NEW

Coffee Catch Up starting 15th January 2024

With Greg Carruthers



We thought that it might be nice to get together for regular monthly catch ups to discuss all things photography, share locations, tips, travel or anything else that might take your fancy!

So come along and catch up over coffee (or tea if you prefer) in a cozy cafe, taking a break from your everyday to spend time together and discuss the things that are of interest to you.


When? Monday 15th January 2024, 9:30am

Where? Lake Macquarie Yacht Club



Just Three

With Bettina Damme



'Misty Morning'

I can safely say that this is one of my favourite photos.

One morning I looked outside and saw it was misty. I just bolted outside with my camera to take photos.

I went to the lake and saw these sailing boats in the mist with a pelican approaching from the right.

I waited until the pelican swam across the reflections of the masts in the water because I thought it would be interesting to see the lines crossing from the wake of the pelican with the lines of the masts.

This photo was surprisingly easy to process in Photoshop. I just turned it into black and white and cropped it.





‘Birds on a Wire’

Another favourite photo. This was taken along the busy main road along the water in Warners Bay. These two birds were wrestling with one another and it was quite amusing to see what they were doing.

In Photoshop I had to crop it quite a lot to get this photo. I also added a texture to the photo because the sky was extremely boring with a washed out sky.

I removed one of the wires in the photo so that I only had one and brightened the faces of the corellas.



‘House in the Sky’

This photo was created by just experimenting. I had a photo of the Sydney Opera House (SOH) and was wondering what I could do with it. In Photoshop I copied and flipped the part of the SOH I used in this image so that I ended up with this shape. I added one of my sky photos to it as a background. I then looked at it and thought what else can I do with it. Because I like birds, I added a nest with ospreys which is sitting on part of the SOH and two seagulls flying in the sky.

I then changed it into a black and white image.

I often don't know beforehand, especially with creative images, what I will end up with. By working on it I get more ideas which I then might incorporate. If it works, it works, if it doesn't I will try something else.

As you can see birds appear in all these images. I love photos with our native birdlife.

Workshop at Wangi Workers Camera Club

Monday 22 January 24 at 7.00pm

With Ian English

“Self Portrait Photography as an Exploration of Self”

In this workshop we will be delving into a genre of photography which many are not comfortable with.

I have been creating images of this type over many years and have developed different concepts and techniques over this time.

You can use this workshop as inspiration to produce new images for club or external competitions or just to share with family or friends.

I will be showing a presentation running through the entire process which includes all of my self portrait images over the years as examples.

We will be covering:

equipment needed; camera set-up; lighting set-up; light; backgrounds; posing; concept creation; use of props and imagination

I will show you some of the lighting equipment I use in my Home Studio.

My aim from this workshop is for you to not just take a straight self portrait but to explore yourself to the level where you can create a very different image of yourself. It can be a liberating experience to release a side of yourself not many others see.

Everyone is welcome.

Wangi Camera Club is hosted by Wangi Workers Club.



Newcastle Show March 1st to 3rd 2024

With Katherine James

Our club will be helping to organise an exhibition of images at the upcoming Newcastle Show from the 1-3rd March.

In order for this to be a great exhibition I'd like people to contribute around I need around 6 to 8 mounted images that you may have entered in any print competition.

The images must be on a mat board 50cm X 40cm - just as you would have entered them with name and title etc.

Please note: the Show Committee have requested the images are **NOT** of portraits of people, anything else is fine!

If you are interested in being involved and having your images on display then bring them along to our January or February print nights at Valentine Bowling Club and I will collect them.

If this doesn't suit please drop them off to me at my house.

Any questions please contact Katherine.

Set Subjects 2024

January - Self Portrait – Judge Bill Chambers

Self-portraits as a mean of self-expression. Self-portraits are the pinnacle of photographic self-expression and, to some extent, a rite of passage. Almost every renowned photographer is believed to have created at least one self-portrait throughout their profession. Aside from its artistic value, it can teach you how to identify and correct inappropriate stances on your own.

Instead of taking 'Selfies', use a tripod and a camera to take professional-looking pictures of yourself. Find a suitable place and activate the self-timer function on the camera. If you're not a fan of utilizing a timer, you can also use a remote control to operate it. You may also take a photograph in front of a mirror to capture self-portraits on the fly.

February- Petals – Judge Carol McGrath

Your image should highlight the beauty of a flower's petals. The image can be colour, mono, or composite but all elements must be photographed by the author.

Judging Criteria

The image will be judged on its aesthetics and creativity. The image should isolate the petals from the background or any distracting elements. A story is not compulsory. Technical elements such as sharpness may be sacrificed for aesthetics.

March - Photojournalism – Judge Jamie Wicks

Photojournalism entries are images with informative content and emotional impact, reflecting the human presence in our world.

The journalistic (storytelling) value of the image should receive priority over pictorial quality.

Images that misrepresent the truth, such as those from events or activities arranged specifically for photography, or of subjects directed or hired for photography, are not eligible.

When Human Interest is specified, those images depict a person or persons in an interactive, emotional or unusual situation, excluding sports action.

Editing Guidelines

Processing or editing must be limited to making the image look as close to the original scene as possible, except that conversion to grayscale monochrome is allowed.

Editing techniques – Allowed:

- Cropping, straightening and perspective correction.
- Removal or correction of elements added by the camera or lens, such as dust spots, noise, chromatic aberration, and lens distortion.
- Global and selective adjustments such as brightness, hue, saturation, and contrast to restore the appearance of the original scene.
- Complete conversion of colour images to grayscale monochrome.
- Blending of multiple images of the same subject and combining them in camera or with software (exposure blending or focus stacking);
- Image stitching – combining multiple images with overlapping fields of view that are taken consecutively (panoramas).

Set Subjects

March - Photojournalism – Judge Jamie Wicks continued

Editing techniques - Not Allowed

- Removing, adding to, moving, or changing any part of an image, except for cropping and straightening.
- Adding a vignette during processing.
- Blurring parts of the image during processing to hide elements in the original scene.
- Darkening parts of the image during processing to hide elements in the original scene.
- All conversions other than to complete grayscale monochrome.
- Conversion of parts of an image to monochrome, or partial toning, desaturation, or over-saturation of colour.

April - Low perspective – Judge Roy Killen

Shooting from a standing position gives a certain perspective to your images. The challenge for this Set Subject is to shoot with your camera lower than normal eye level to capture images from a different perspective.

The images will be evaluated on four criteria:

- Is the image something that could NOT have been captured from normal eye height when standing?
- Does the low perspective make the subject matter more interesting and engaging?
- Is the composition strong?
- Is the image of a high technical standard?
- Additional requirement: The image must be captured after 1st January 2024.

May - Framed – Judge Ruth Keech

“Framing in photography refers to the composition style of using natural or artificial elements to create a visual frame inside your image. The technique helps you focus viewers' attention on your subject while adding depth, context, and a story to your image.” Examples can be found at the following sites:

<https://www.makeuseof.com/what-is-framing-in-photography/>

<https://livesnaplove.com/blog/framing-in-photography>

<https://digital-photography-school.com/frame-within-a-frame-photography/>

Judging Criteria

Does the frame suit the image, not dominate the subject, but still is obviously a frame?

Does the frame add story, mood, context or depth to the image?

Imaginative idea for the frame or use of the frame.

Technically sound.

Taken within 6 months of submission date.

No images which only use negative space or blurred background as the frame.

June - Exploring AI – Judge Roy Killen

The challenge for this Set Subject is to demonstrate how you can transform one of your photographs into a more interesting and engaging image through the use of AI technologies such as the Generative Fill feature in Photoshop.

You will be required to upload two images to the club website:

A screenshot or unprocessed JPG of your original capture – resized to fit within 1920x1200 pixels.

The processed version of the image that you have enhanced with AI.

If you do not have Photoshop, you can use any of the AI tools that are available on the internet, such as Adobe Firefly.

Note, that the ‘original’ image cannot be an AI-generated image – it must be a photograph that you captured.

The judging criteria that will be used are:

The degree to which the AI processing has added interest and impact to the image.

The quality of the technical application of the AI techniques.

July - Recreate an Iconic Photograph – Judge Bill Chambers

A great way to learn and take amazing photos is to reproduce the works of great masters while training. You don’t need to come up with new ideas as the first step, just try to recreate the most iconic photos taken by a famous photographer.

This type of photography challenge will help you find your own authentic style.

Simply find an historic photograph either on-line or in a book, then attempt to re-create it (similar lighting etc).

When you upload your image for the competition, you will also need to upload a copy of the historic photo for comparison purposes. Be sure to identify which is the original!

The aim of the exercise is to reproduce the original as closely as possible. No A.I. permitted in this competition.

August - People at Work – Judge Susan Slack

Definition: Work can involve mental or physical effort in order to produce a specific outcome.

Judging Criteria

I want to see at least one human engaged in a work situation where physical effort is demonstrated. This might range from workers in industry, services, construction. etc.

Photos should show the worker in an action shot, no static pics of workers.

Other than these criteria, photographic excellence.

September - Sports Photography – Judge Dennis Archibald

Show me the action.

Your image should be in colour and should capture a moment in competition.

Judging Criteria

Images that will score best are those that not only capture the action in sport but also indicate the emotion of competition whether it be elation, disappointment, anger, joy or celebration. Amateur or professional, junior, or senior.

October - Seasons – Judge Dave Richards

When we think about of seasons, we immediately consider the four traditional seasons - Spring, Summer, Autumn, and Winter. For this Set Subject, I want you to consider the possibilities across traditional, indigenous, or cultural seasons.

Traditional seasons - these can cover a way of behaving or doing something by people in a particular family, group, or society for a long time (eg Christmas Carol singers).

Indigenous seasons -these can relate to naturally occurring events in a particular region or environment (eg Spring - snow melt).

Cultural seasons - these can relate to Religious or Cultural seasons (eg Lent, Thanksgiving).

For inspiration, do an internet search on any of the above, and you will be amazed at the range of possibilities available to you.

Judging Criteria

Depict a characteristic of a Season, either Traditional, Indigenous, or Cultural. Your image should have a clear and obvious connection to a Season, which is easily identifiable to your viewers. Think outside the square, images that depict a strong and unique characteristic in relation to a Season will result in higher results.

NEW



Frame Today Club Sponsorship

We are pleased to announce that our club has accepted a sponsorship arrangement with Frame Today at Warners Bay. In return for promoting Frame Today at our club events, on our website and in our newsletter, Frame Today will provide:

- one monthly print voucher of up to A3 size.
- an annual ready-made frame to fit an A3 print valued at \$129.
- a 30% discount on printing, backing and mounting services to members of our club when they join the free Frame Today's *Art Society*.
- Members can apply on the following link: <https://www.frametoday.com.au/art-society>

Each month the print voucher will be awarded by lucky draw to one of the Judges Choice winners for that month, includes all EDI and print competitions.

The annual frame prize will most likely be awarded as part of the prize for the overall Image of the Year (IOTY) winner at the end of the year.

If club members have any specific questions about the services that Frame Today offer, they can have a chat to Peter Treloar and Laurie Connolly.


The MarketPlace



Email me a photo or two of your item, a brief description including the important tech specs, your price and contact details.



Just for laughs





It's Your Birthday?

If it's your birthday this month we wish you a day full of laughter and happiness and a year that brings you much success.


LMCC Socials



What's your photography horoscope?

Capricorn (December 22 - January 19)

They value method more than creativity. They have a high sense of determination to click photographs when they have an end-goal in mind. Nonetheless, they love nature and like to capture simple earthy elements which make them feel connected to themselves. They give more importance to traditional elements in their photography over modern ones. They are detail oriented which allow them to accomplish their goals.



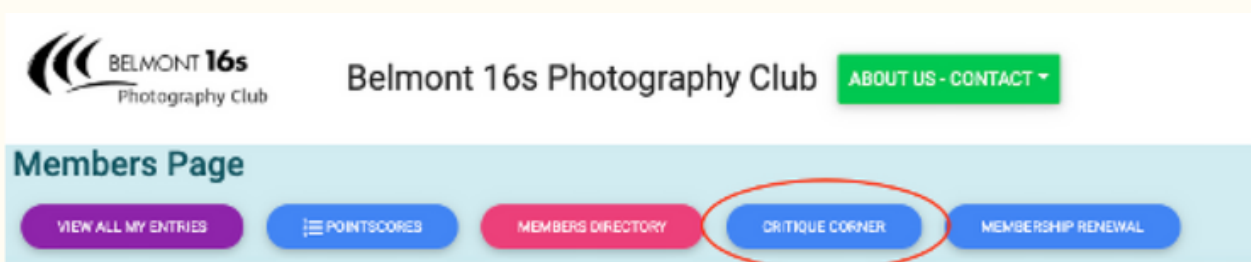
Critique Corner

Critique Corner aims to help members to fine-tune potential entries by gaining feedback from other members before the image is entered into a competition.

All members, regardless of experience are encouraged to upload images and make comments on images. The aim is to help each other to develop both your image capture and processing skills, and to take the judges' point of view when assessing an image. There are no grades within this activity.

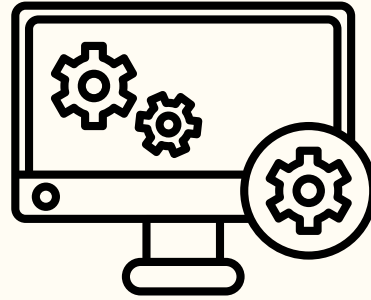
Each member can upload one image per category. Once uploaded you can use this image in an upcoming competition. You can remove the image and replace it with another image whenever you choose.

The critique corner is accessible from the Members page as shown below or click on the image and it will take you there!



Club Equipment

With Greg Carruthers





NOTE we no longer have a scanner!

Please contact Greg if you would like to borrow any of the club's equipment, so if you need to borrow the mat board cutter or Spyder, or you would like to purchase mat boards to mount your images.

Greg's details can be found in the members link on the club website.







Greg usually brings some boards along to competition nights for members to purchase for \$3 per board.



Print Competition Information

With Bill Chambers

Our judges have noticed that there have been some significant differences between how some prints have been presented compared to what may be seen on the screen. It is important to note that judges on print competition nights are instructed to base all judgements & comments on the print in front of them and not the image that appears on screen for the benefit of the audience. All members are reminded to make sure your uploaded image & mounted print show the same view. If your mount board requires a larger cut-out, then make sure it has the appropriately sized opening that corresponds to the view shown in the uploaded image. If for example, as in image 2 below, the print is obscured by the mount-board, or is hard against the subject in the image, the Judge may allocate less points to your image. It is important to note that the projected image will often show a brighter or, a washed-out version of your photograph simply because the screen shows transmitted light versus your print which is subject to reflected light. So, make sure that your print is as true to your original image as possible. Printing can be tricky and whether you print at home or have a 3rd party print your images ensure that you are satisfied that it truly reflects your photograph ensuring our judges see your work at it's very best. Your original image as uploaded by you and as seen on the screen on competition nights. This image has been mounted incorrectly and is covering much of the subject. The Judge may make a comment about this issue but, will still judge the merits of the print only. This image has been mounted correctly and is ready to be judged on it's merits.

		Your original image as uploaded by you and as seen on the screen on competition nights.
		This image has been mounted incorrectly and is covering much of the subject. The Judge may make a comment about this issue but, will still judge the merits of the print only.
		This image has been mounted correctly and is ready to be judged on it's merits.



Committee Details

Who's who in the LMCC Zoo

President:

Dennis Archibald

Vice President:

Greg Carruthers

Secretary:

Susan Slack

Treasurer:

Ruth Keech

**EDI & Judge
Co-ordinator:**

Di Schofield

**Membership
Co-ordinator:**

Joy Thomas

**Zoom & Workshop
Co-ordinator & Club
Equipment Loans:**

Greg Carruthers

Social Activities:

Barb Hunter &
Katherine James

Leading Line Editor:

Julie Brooks

Committee Members:

Barbara Hunter, Bill Chambers, Bob Todd, Diane Schofield, Greg Carruthers, Julie Brooks, Katherine James, Phil Whiteman, Lynda Beeston, and Roy Killen.



Please feel free to contact any of the Committee members to discuss Club matters and to have those matters raised at a Committee meeting.

**The Committee meets, via
Zoom, at 7pm on the first
Wednesday of each
month.**

Annual General Meetings are held in August each year.

Club Patron:

Les Porter
4958 5840
www.lesporter1.com.au

Webmaster:

Colin Woods

Any Lake Macquarie Camera Club member who wishes to be involved in Committee activities please contact our President or Vice President.