

THE LEADING LINE

THE LATEST NEWS & VIEWS FROM
LAKE MACQUARIE CAMERA CLUB



August/September 2023, Issue No.7

Welcome to Spring

Written by Julie Brooks (reporting in from Mungo National Park)

Well this past month has flown by and we are now quickly moving from the last month of Winter right into Spring - I don't know about you but, I'm very excited for the warmer weather.

I've had a busy couple of months photographing some dark skies over Dubbo and Narrabri including an evening at the Dubbo observatory taking images of space through the telescope. Then out to the Australia Telescope at Narrabri. It was a wonderful experience.

I also spent the last weekend of July at the Northern Photographic Federation (NPF) and along with over 100 other keen snappers who also enjoyed the event immensely. Fantastic guest speakers including award winning portrait photographers Tim Bauer and David Oliver, an expo of photography equipment, papers with Les Porter, Sony gear, and Australia's leading printer, Selena.

Contents

01

President's Message

With Dennis Archibald

02

What's On?

What's coming up

03

Judging & EDI Set Subjects

With Di Schofield

04

Learn to be a judge

See how we compare to camera clubs worldwide

05

Presentations and Workshops

With Greg Carruthers

07

PSA Interclub

See how we compare to camera clubs worldwide

08

Raw Challenge

Test your photo processing skills

09

Just Three

With Jill Helps

10

Christmas Dinner

Catch all the details here!

Contents

11

Excursion to Hunter Wetlands

With Greg Carruthers

12

Tales of an Intrepid Traveller

Adventuring and photographing

13

Fastest Ever Lens?

Could this be it?

14

MarketPlace

Sell it or give it away!

15

It's Your Birthday!

What's in store for this season's horoscope

16

Club Equipment

Check out what we've got on offer

17

Print Competition Info

How to make the most of your print entries

18

Committee Details

See who your club representatives are

19

Member Achievement

With Chris Prior



President's Message

With Dennis Archibald

The August club night began with our Annual General Meeting (AGM) as the new Lake Macquarie Camera Club.

Those attending the AGM:

- Approved the minutes of the 2022 AGM.
- Received the Presidents report for the club's activities for the past year.
- Received the clubs financial reports and,
- Elected the committee members for 2023-2024 year.

A vert big thank-you to Greg Carruthers who provided some amusing commentary and feedback from our Fun Photography Workshop at our July meeting. The key learning? Read the rules before entering!

The September club night will be at the Valentine Bowling Club at 7.00pm on **Thursday 14th September.**

Members please note that this is on the **Thursday** night as Valentine Bowling Club has a booking on the Wednesday night.

The judge for this month is our very own Bob Todd.

Looking forward to seeing as many members there as possible.

What's On?

August

Wednesday 2nd Committee Meeting via Zoom	11:59 Sunday 6th August Comp Entries Due
Wednesday 9th Competition Print Night at VBC	Wednesday 16th Zoom Night “Editing with layers” with Roy Killen
Wednesday 23rd Workshop at VBC “Composition” with Roy Killen	Get your entries ready for next month's competitions!!

September

Wednesday 6th Committee Meeting	11:59 Sunday 10th September Comp Entries Due
<u>Thursday</u> 14th Competition Night	Wednesday 20th Zoom Night AI Training with Roy Killen
Wednesday 27th Workshop Fun Photography Night #2	Get your entries ready for next month's competitions!!

Judging and EDI Set Subjects

With Di Schofield

Print Competition Evening

7pm **Thursday**, 14th September 2023

Entries **must** be submitted online by: **11:59pm Sunday 10th September 2023**

Judges this month

Prints: *Bob Todd*

EDI Colour: *Graeme Watson*

EDI Nature: *Susan Slack*

Set Subject: *Susan Slack*

Shooting an interesting shopfront

We walk past great shopfronts every day and there is no need to travel far to shoot some of these. You may want to feature the whole front, the display, signs and you may want to include people, dogs, flowers etc in your shopfront photo. These can give different perspective and scale to the shot.

If you are stuck, click on [this link](#) which has some handy hints to get you started. Remember to take lots of shots at different angles but straighten horizons, etc.

Composition will be key here and helps tell a story about the shopfront.

Set Subjects

With Di Schofield

August

Lake Macquarie Landscape

Roy Killen

A landscape image of any part of Lake Macquarie. It must have the lake as a significant part of the image and include a strong foreground element to add interest. Images will be judged on their pictorial qualities, story-telling and originality.

The image must be taken after 1st January 2023.

September

Shooting an interesting shopfront

Sue Slack

We walk past great shopfronts every day and there is no need to travel far to shoot some of these. You may want to feature the whole front, the display, signs and you may want to include people, dogs, flowers etc in your shopfront photo. These can give different perspective and scale to the shot. If you are stuck, click on [this link](#) which has some handy hints to get you started. Remember to take lots of shots at different angles but straighten horizons, etc. Composition will be key here and helps tell a story about the shopfront.

October

Animal or Human Living Body Parts

Helen Walker

Part of the body must be the main focus of the image. No whole of body images. Animal or human, open competition, colour or mono. eg eyes, hands, feet, hair, chest, etc.

Must be taken from live subjects.



Photographic Judges Course

Hunter Region 2023

Saturday 30th September and Sunday 1st October 2023

Venue: *St Johns Ambulance Centre, 1b Court St, Adamstown NSW*

The NSW Federation of Camera Clubs (FCC), in partnership with Bill Chambers & Roy Killen from the Lake Macquarie Camera Club Inc. will be holding the next Photographic Judges' Course in Newcastle on Saturday 30 Sep to Sunday 1 Oct, 2023.

Bill & Roy have previously conducted very successful judge's courses, with the graduates going on to judge for local clubs as well as National & International competitions.

This will be an opportunity for those wishing to become judges to develop their skills in image evaluation and critique.

As there are limited spaces available, this course is rapidly filling. Consequently all intending judges are invited to send an expression of interest to either:

Bill Chambers: Ambodiver@gmail.com or,
Roy Killen: roykillen@mac.com

The cost of the course and other details will be finalised soon & sent to all those who express interest in participating.



Zoom Presentation 7pm September 20th

With Roy Killen

AI Training Night

Roy Killen will present a Zoom session on “AI in Photography”. He will provide an overview of what is currently possible with dedicated image-generation software and in Photoshop (beta). He will explain how organisations such as FIAP and PSA are restricting the use of AI and suggest how our club can deal with this issue. A significant part of the presentation will be showing how AI can be used to improve your image capture and image editing without breaking any rules.

If you have any questions about AI you can email Roy and he will answer the questions during his presentation.

Workshop 7pm September 26th

With Greg Carruthers

Fun Photography Night #2

With our last event being such a great success and due to popular demand it's time for another Fun Photography night.

There will be plenty of challenges so you will need to bring your camera, lights and your tripod may or may not be u.

Come along and enjoy the fun.

More details to follow closer to the night.

Photography Society of America - PSA

With Roy Killen

PSA Photojournalism

In the Photojournalism section of the PSA Interclub End of Year competition, Helen Walker and Alan Hinde both gained Honourable Mention awards.

The End of Year competition is a rejudging of images that gained awards in one of the three Rounds earlier in the year - so getting a HM was a great achievement.

The awarded images were "Inquisitive King Penguin" by Alan and "Raw Fun" by Helen.



Exciting and important information

Our club will be participating in the PSA Interclub competitions again this year. Based on our success in previous years we are now in Group A (the top group) in all sections - Colour, Monochrome, Nature, Photojournalism and Photo Travel.

Please check the post on the club website for a link to a document that explains all the details of the PSA Interclub, including section definitions.

This will be our last certificate under the old club name. The upcoming Interclub season we will be entering as Lake Macquarie Camera Club.



PSA Interclub Competition - Round 1

Entries are now open for Round 1 of the PSA Interclub competition.

ALL club members are invited to submit images for possible selection to represent our club.

The categories are Colour, Monochrome, Nature, Photojournalism and Photo Travel.

Please [download this document](#) for details information – some things have changed from last year.

Images must be uploaded to the club website by 15th October.

Please contact Roy for more information.

RAW Challenge

With Greg Carruthers

Time for a new challenge for September and one of our members, Susan Robinson, has supplied us with another image to work on. This image should test your editing skills!

Make sure you download the Raw image from the website and then edit with your favourite photo editing program and upload by end of the month.

You will be able to see all the entries when scoring is open and you can judge all the edited entries. Judging will be available for all members just keep an eye out for there blue scoring button.

Select the competition from the members area and download the raw file. Then use your editing software and upload your edited image before the end of the month. Club members will then vote on the winning image. If you see the blue scoring button beside the competition then feel free to look at the images and give them a score from 1 to 5 (follow the simple instructions). Just make sure you score all of the images for your vote to count.


Any questions or issues please let Greg know.



Just Three

With Jill Helps

My photographic journey started as a child attending slide nights (my fathers' and friend's slides - I probably loved the suppers more!).



In 1965 my parents and I travelled by ship to Italy to attend my brother's wedding in Germany and my father bought me my first camera (a Yashica) in Singapore. I took over 12 rolls of Black and white film (my father had coloured slides) throughout our 6-month Kombi tour of Europe and he taught me the basics of composition.

The Bridge of Sighs, Venice



"Bridge of Sighs". This was taken in 1965 in Venice - I have used about 4 images in competitions from that time.

Marriage and children slowed down my photography except for family and camping photos. Once free of the marriage and kids – I embarked on my love again!!

I joined the Belmont 16s club around 2004 and quickly sat on the committee for many years, then stepped back as I became involved in the smaller camera clubs such as the (originally Tattersalls) Souths/Shortland Waters Photo Club. I completed the Judging course held in Sydney over a decade ago and have enjoyed judging both locally and online. Travel mostly provides my inspiration although which comes first -the need to SEE that location or the photographic opportunities it provides...?!

Beijing Musician



“Beijing Musician” -2005 – a quick ‘tourist’ grab...but one I love for the emotion I can see in the image.

Now my favourite areas for photography are macro (insects, flowers, fungi) and landscapes, but if an interesting portrait arises, I will try it. I appreciate the professionalism of the current club with the many skills and ideas of all the members. I have made many enduring friendships through the club as well which now is great for travel with younger fellow togs!!

Montvalent Lunch Break



In 2003 I walked for a week in the Dordogne area of France with my brother and his family. This provided many photo opportunities!! I like the combination of the leading line on the right side and the left side showing the walkers having lunch. On this walk we were able to easily take photos of the old houses, views etc. Travel provides me most of my photo opportunities.

Member Achievement

From Chris Prior

Chris recently entered an International 3 Country Circuit and got 10 acceptances, which is an achievement in itself, however Chris topped that with 4 awards for the following images.

Congratulations Chris this is an outstanding result.

Mountain To Climb

Circuit MPC 2023 1 Managua Nicaragua
Theme A - OPEN Colour
FIAP- AWARD-DIPLOMA NPC

Circuit MPC 2023 3 Nairobi Kenya
Theme A - OPEN Colour
FIAP- AWARD-DIPLOMA MPC



Pulling In III

Circuit MPC 2023 3 Nairobi Kenya

Theme B - OPEN

Monochrome FIAP- AWARD- DIPLOMA SALON

Circuit MPC 2023 1 Managua Nicaragua

Theme B - OPEN Monochrome

FIAP- AWARD SALON Silver



It's beginning to look a lot like Christmas...

With Katherine James and Barb Hunter

Well, it's that time of year again. Yes, it's time to start putting Christmas events in your diary. Details of this shindig have come out nice and early so it might be the first in your calendar!

Where? Valentine Bowling Club

When? Sunday 3/12/2023

Time? 5.30pm for 6pm dinner

Cost? \$55 per person

RSVP by: 28/10/2023 please let us know

if you have any special dietary requirements when you RSVP.

How to Pay? Bank transfer or cash

Newcastle Permanent - BSB: 650000 - Account Number: 554595907

You must include your name + Christmas.

Cash payments to:

Barb Hunter or, Katherine James at the September or October Club Print Nights.



Hunter Wetlands Photoshoot

Saturday September 2nd 2023

With Greg Carruthers

Venue: Hunter Wetlands Shortland

Date: Saturday September 2nd 2023

Hunter Wetlands Photoshoot - was a great success with 18 attending a beautiful morning at the wetlands.

There were plenty of opportunities to capture images, share ideas and ask others how they capture their bird images.

The Hunter bird watchers were also having a forum on the day so there was time to collaborate and build networks.

Watch this space as another photoshoot will be organised for later in the year.

Tales of an Intrepid Traveller

Chapter 1

Vivid to Remember


I recently figured out that at age 57 I had never before lived on my own. This was a revelation for me.

So now being footloose and fancy free, with the kids having flown the nest, I've taken up travelling and photography with greater gusto in recent years. With no one to report to I can organise my life around work (still a few years of that to go to fund my hobbies) and travel!

One of the greatest things I have discovered about living alone is that there is no one to chide me if I have my dessert before dinner and I do love a bit of dessert 😊😋

So, this year I decided that I would learn how to take great photo's at night and the Vivid Festival in Sydney was a golden opportunity. So, because I could, I went 3 times!

First time, Saturday night, organised to stay with my daughter, Claire, and son-in-law, Jack, in Sydney. Claire and I did some planning and with tripod and camera in hand, away we went. We saw the sights and I took a few images but was frustrated with my lack of knowledge about how best to get these great shots that I saw so many other show-offs on FB. So, I packed my gear into the backpack and got my phone out instead (facepalm here).



Chapter 2

Creative Light





So after a fun but fruitless Saturday night I spent many hours the following week brooding over how I could get these images right. I eventually had an epiphany and realised that I needed to go on a photography tour to get a pro's advice on getting the best shots.

And a heads up to anyone with the same idea, no photographers want to run tour groups on Fridays or Saturday nights as there are way too many people about. Anyways after a couple of false starts and my Friday almost running out of time, I finally find Foto Joe, also known as Joe Moreno. He agreed to go with me as he wanted to scout out some sites for his already fully booked session the following Tuesday. I met him at Barangaroo, via the back of Wynyard station and at 6pm we set off! Joe was fantastic company and taught me his creative and unique way of seeing Vivid. We had a ball and after Joe walked me back to Central station around 11pm I set off home. I didn't get on a quiet carriage, mistake, and sat opposite some very excited and loud teenagers on their way home to Gosford, with their long suffering Dad, after having been to see a Japanese band called Baby Metal (I have no idea either haha).

I finally got back home around 1am very satisfied with my efforts and having made a new friend as well!

Good time 5/5 stars ★

Photographic outcomes 4/5 ★



Chapter 3

You did what??

You'd think that would have been the end of this adventure but, no, not quite.




I got a bit cocky and thought I'd give it another go on my own. I wanted to go on the Sunday night as it was the long weekend and give myself time to recover before work on Tuesday, but I was too tired so decided to do it on Monday afternoon, leave home around 3, get my shots early and be home by about 11pm. Trip planning was required as the trains were all out replaced by buses and wasn't my idea of a good time. But, no worries I'll drive to Hornsby station, park then catch the train to Milsons Point to see the iconic sites of Sydney Harbour before heading to Circular Quay.

Mistake #1 Don't try to drive to Sydney on the afternoon of the last day of the long weekend. I left home at 3pm and arrived at Hornsby station around 7pm (I know it's hilarious 🤦). The traffic was insane. But, it was ok, I wasn't on a strict schedule it was all cool. I quickly grabbed my gear and zipped down the North Shore Line to my first destination.

Mistake #2 Check your gear before you leave home. After finding my location just past the gates of Luna Park, I set up my tripod and got my camera out - only problem was I'd left the tripod plate at home and didn't bring a spare (facepalm here). No worries I say to myself, find something to rest it on and set the timer. Did you know that the pylons around Luna Park are not entirely flat, making setting up a camera a little tricky. No problem I say, I can work with this, until it starts to rain and I realise I took out my raincoat, peaked cap (essential for those of us that wear spectacles), and umbrella in an effort to reduce the weight I would be carrying around all night.

I try a little supermarket for a tripod plate but, no such luck 😞




Next I implore the ferry guy to let me onboard as he's trying to bring in the gangplank, he says yay so I hurriedly jump on the ferry and enjoy a relaxing journey across the harbour along with many others, enjoying the lights of Vivid and planning my route to the next location at the overseas passenger terminal to look across to the Opera House. I get off the ferry and it's still raining. No worries, I wait my turn and go into a tiny souvenir shop and buy an umbrella and a peaked cap.

Mistake #3 Check the calendar of events. By the time I get out of the cramped shop I join another long queue to get around the corner and try to power walk to my next location. Unfortunately power walking was not an option soooooo many people. Whilst researching this trip I was assured that by 9pm the crowds will have thinned out with families going home ready for the next day of school and work. But, the crowds were not dispersing, if anything they were getting bigger. So I slowly made my way to the location, taking more photo's along the way (with my camera this time).

I try to make my way to the verandah on the 4th floor of the overseas passenger terminal but, no can do as security tell me it is full. Strange, but ok, I'll just find another location, which is tricky when you really need your tripod.

The crowd is even thicker now with people ahead and below me all craning their necks towards the east I cannot see a thing, no matter how much I crane my neck. I finally ask what it is people are trying to see and they tell me it is the drone show - starts at 9pm and goes for about 10-15 minutes. I can see nothing of the drones until they suddenly appear in front of me and proceed to fly in formation straight back into their house until the next show on Wednesday night.

I finally make it down to the edge of the harbour to take my obligatory photo of the Opera House when I find temporary fencing up and I can't get to the edge and place my camera on the jetty - which turns out isn't a great location as it moves with the water!



Mistake #4 Finding the steps from the Rocks up to the old Coat Hangers pedestrian walkway to my last location, the Pylon Lookout, only to find it's closed at 9:30pm and it's now 9:55pm.




I make my way across the Harbour Bridge back to Milson's Point station then shuffle off back to my car and then home.

The motto of this story is, don't be reckless and fail to plan adequately as sooooo much time and energy can be wasted! Bahaha

Good time during shooting 5/5 stars ★

M1 drive in end of holiday traffic -5/5 ★

Photographic outcomes 3/5 ★



Carl Zeiss Super-Q-Gigantar 40mm f/0.33: The Fastest Lens Ever Made?

With Bill Chambers

The Carl Zeiss Super-Q-Gigantar 40mm f/0.33. It's what some people call the fastest camera lens ever made. Is that claim true? Well, yes and no... but mostly no.....

The lens went up for auction back in 2011 at the famous WestLicht Photographica Auction, where some of the biggest transactions in the camera world occur. It was billed as “the world’s fastest lens ever made,” had an opening bid of €6,000, and an estimated price of up to €16,000. It ended up selling for €60,000, or close to \$120,000.

Poke around on the web, however, and you won't find any sample photographs captured with this lens. Why? Because the lens was never designed for real world use and was never functional. Even in the auction, WestLicht states that the 1960s lens was a “unique lens made by Carl Zeiss for Public Relation purposes for Contarex Bullseye.”



The Marketplace



Email me a photo or two of your item, a brief description including the important tech specs, your price and contact details.

Old Gear – Free to a Good Home

The photo below shows a box of old camera equipment that is free to a “good home”.

If you are interested please contact:
Peter Steigler - petersteigler@msn.com



If you would like to opportunity to get your hands on some vintage cameras and lens' please contact Carline as she is selling on behalf of her mum.

These treasures belonged to Carlene's stepfather who was a passionate amateur photographer (ring any bells??).

There are Pentax, Fujita and Voightlander, along with Pentax lenses and other bits and pieces.

Please contact Carlene: 0403 325 686

Just for laughs



Wanted - Slide Scanner

If anyone has a slide scanner in working order and is looking to sell or hire, can you please contact Ms Diane Diehm.

Diane has around 300 family slides which she is looking to digitise.

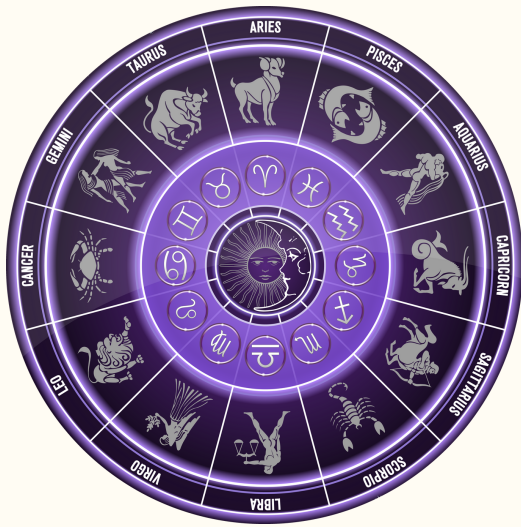
Please phone Diane on: 0478 123 523.



It's Your Birthday

What's your horoscope

If it's your birthday this month we wish you a day full of laughter and happiness and a year that brings you much success. Believe it or not...



Virgo (Aug 23 - Sept 22)

Virgo is the zodiac's Queen of Sarcasm, and their dry, self-deprecating sense of humor has everyone around them asking, "Wait...is that Aubrey Plaza?" They're the ones who will be able to quickly point out the irony in any situation, or to cut through the tension with a completely on-point observation. Obviously, this type of humor can be more or less appreciated depending on the situation, but when it works, it really works.

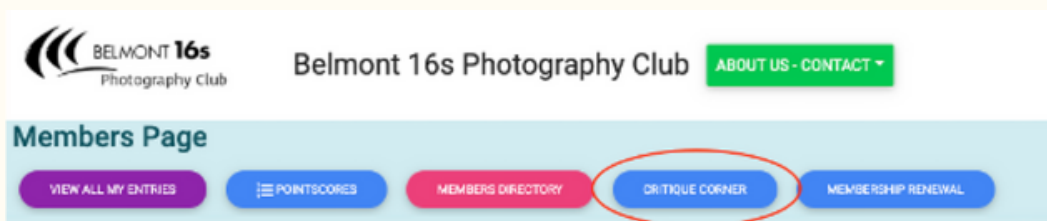
Critique Corner

Critique Corner aims to help members to fine-tune potential entries by gaining feedback from other members before the image is entered into a competition.

All members, regardless of experience are encouraged to upload images and make comments on images. The aim is to help each other to develop both your image capture and processing skills, and to take the judges' point of view when assessing an image. There are no grades within this activity.

Each member can upload one image per category. Once uploaded you can use this image in an upcoming competition. You can remove the image and replace it with another image whenever you choose.

The critique corner is accessible from the Members page as shown below or click on the image and it will take you there!

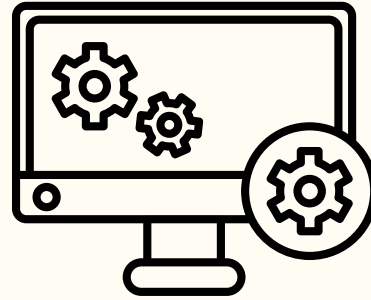


LMCC Socials



Club Equipment

With Greg Carruthers





NOTE we no longer have a scanner!

Please contact Greg if you would like to borrow any of the club's equipment, so if you need to borrow the mat board cutter or Spyder, or you would like to purchase mat boards to mount your images.

Greg's details can be found in the members link on the club website.







Greg usually brings some boards along to competition nights for members to purchase for \$2 per board.



Print Competition Information

With Bill Chambers

Our judges have noticed that there have been some significant differences between how some prints have been presented compared to what may be seen on the screen. It is important to note that judges on print competition nights are instructed to base all judgements & comments on the print in front of them and not the image that appears on screen for the benefit of the audience. All members are reminded to make sure your uploaded image & mounted print show the same view. If your mount board requires a larger cut-out, then make sure it has the appropriately sized opening that corresponds to the view shown in the uploaded image. If for example, as in image 2 below, the print is obscured by the mount-board, or is hard against the subject in the image, the Judge may allocate less points to your image. It is important to note that the projected image will often show a brighter or, a washed-out version of your photograph simply because the screen shows transmitted light versus your print which is subject to reflected light. So, make sure that your print is as true to your original image as possible. Printing can be tricky and whether you print at home or have a 3rd party print your images ensure that you are satisfied that it truly reflects your photograph ensuring our judges see your work at it's very best. Your original image as uploaded by you and as seen on the screen on competition nights. This image has been mounted incorrectly and is covering much of the subject. The Judge may make a comment about this issue but, will still judge the merits of the print only. This image has been mounted correctly and is ready to be judged on it's merits.

		<p>Your original image as uploaded by you and as seen on the screen on competition nights.</p>
		<p>This image has been mounted incorrectly and is covering much of the subject. The Judge may make a comment about this issue but, will still judge the merits of the print only.</p>
		<p>This image has been mounted correctly and is ready to be judged on it's merits.</p>

Committee Details

Who's who in the LMCC Zoo

**President:**

Dennis Archibald

Vice President:

Greg Carruthers

Secretary:

Susan Slack

Treasurer:

Ruth Keech

**EDI & Judge
Co-ordinator:**

Di Schofield

**Membership
Co-ordinator:**

Joy Thomas

**Zoom & Workshop
Co-ordinator & Club
Equipment Loans:**

Greg Carruthers

Social Activities:

Barb Hunter &
Katherine James

Leading Line Editor:

Julie Brooks

Committee Members:

Barbara Hunter, Bill Chambers, Bob Todd, Diane Schofield, Greg Carruthers, Julie Brooks, Katherine James, Phil Whiteman and Roy Killen.



Please feel free to contact any of the Committee members to discuss Club matters and to have those matters raised at a Committee meeting.

The Committee meets, via Zoom, at 7pm on the first Wednesday of each month.

Annual General Meetings are held in August each year.

Club Patron:

Les Porter
4958 5840
www.lesporter1.com.au

Webmaster:

Colin Woods

Any Lake Macquarie Camera Club member who wishes to be involved in Committee activities please contact our President or Vice President.