

New Name Here


Lake Macquarie Camera Club Inc.



Welcome to the June 2023 Edition

Welcome to this month's edition of our Photography Club newsletter.
skiffy16sphotographyclub@gmail.com

It's been a busy couple of months, lots of photography especially astrophotography. I had the opportunity to participate in a weekend workshop in lovely Gresford to learn how to take astro shots and then how to process them. There were only 3 students, which gave us a lot of time with our tutor, Andrew Murrell. It was pretty chilly being out in the middle of the night but totally worthwhile to get some shots of the Milky Way and then to create some star trails. It was a great weekend, lots of awesome locations and some pretty dark skies without much light pollution. Anyway, I just need to keep practicing - it's not as easy as it looks!



I hope you get a chance to visit Sydney during Vivid 2023, I was there on Saturday night, loads of people, but the lights, of course, were spectacular. My daughter and I also walked through the Botanic Gardens, which when you pay the \$40 entrance fee, there are a lot less people but, the light displays are tremendous

CONTENTS

[President's Message](#)

[Judging & EDI Set Subjects](#)

[Presentations & Workshops](#)

[Photography Society of America \(PSA\)](#)

[Raw Challenge](#)

[Buy, Swap & Sell](#)

[Save the date...](#)

[Club Instagram](#)

[Set Subjects 2023](#)

[Committee Details](#)

[Macro Photography](#)

Welcome to our June Edition

With Dennis Archibald, President

The June club night will be at the Valentine Bowling Club at 7.00pm on Wednesday 14th June. Our presenter for the night is Don Anderson. Don's presentation will be about his photo tour to central Australia to photograph Kathi Thanda (Lake Eyre) and The Painted Hills from the air. We saw some of these stunning images in Don's portfolio project.

"Deep in the South Australian desert lies vast Kathi Thanda and nearby The Painted Hills, a lunar landscape of ochre-red and mustard yellow. The lake lies below sea level and usually is completely dry. However, in 2022 water from north-western Queensland flowed into the lake and even more unusually it also rained locally. This not only filled the lake and allowed plants to grow but also brought fish and birds. In August I was fortunate to be able to take several flights over this area in a small plane with the doors removed to provide the best possible view." Our print judge for the night will be myself.

Just another reminder that our membership is open for our new club – Lake Macquarie Camera Club Inc. Membership forms can be downloaded from our website when you click on the Membership Renewal button in the Members area. All the instructions are on the form but if you need assistance, please contact one of your committee members. Valentine Bowling Club membership for the year ahead is also open. Once you have your membership card, please take a photo, and send the image to Joy Thomas or just let Joy sight your card at one of our club nights.

The response for membership for our new club has been very encouraging but please note that we will be closing off membership renewals on the 30th June. If past members of Belmont 16s Photography Club have not joined Lake Macquarie Camera Club Inc. by that time we will assume that they no longer want to be a member and we will close out their access to the club website and competition entries.

We are also looking for a new name for this newsletter - new club, new club newsletter name! I know that we have a club full of imaginative types, so get your creative juices flowing and send your suggestions skiffy16sphotographyclub@gmail.com by the 30th of June and all will be revealed...watch this space!

Just Three

With Colin Schofield

In the 50+ years I have been taking photos I find it difficult to select a favourite. I tend to see an image as part of a time and place that has good memories. As you can imagine the images here are a very small sample from many journeys.

Kimberley's by sea

This image was taken on a trip from Kununurra to Broome aboard the True North. This image was taken from the top of King George Falls. We were dropped there by helicopter. I was using a Hasselblad Panoramic film camera that produce amazing images.



Rainbow Valley - Central Australia

This is a not so well-known landscape outside of Alice Springs. In the middle of a desert area, rise large, coloured cliffs with a clay pan at the front of them. The best way to get there, is to book a tour with the local Aboriginal tour company and you will be escorted there and back. It is amazing and well worth the effort.



El Calafate Argentina.

This was one image from over 20,000 images that Diane and I took in Patagonia, Antarctica, and South America. The experience was totally breathtaking and unforgettable. We were lucky enough to see the glacier calving.



3D PHOTOGRAPHY

With Di Schofield

Recently, I had the good fortune to go behind the scenes at Newcastle Region Library. I visited their new DigiLab. There is some serious technology in this Lab.

One of the things that grabbed my attention was the [ORANGEMONKIE](#). It is used to record 3D images of artefacts held by the library. It is rather a simple piece of technology, consisting of a Foldio Light Studio which has LED lights. These may be dimmed or brightened. A turntable is placed within the light studio and the item is placed on the turntable. It is operated by a mobile phone app. It turns the turntable on and automatically takes the images – approximately 26. It then merges them together to produce the final 3D image, which may be used in catalogues, databases, social media and for personal use.

The resulting image that I saw was quite impressive.

A digital camera may be used to take the images. It is not costly. The Library has a basic set-up and it cost approximately \$350. Of course, there are various models which allow for more advanced work and the inevitable bells and whistles for those who become really serious!

Judging and EDI Set Subjects

With Di Schofield

Next Club Print Competition Evening:

7pm Wednesday 14th June 2023

Entries must be submitted online by:

11:59pm Sunday 11th June 2023

Judges this month:

Prints:	Dennis Archibald
EDI Colour and Nature:	Bev Woodman
Set Subject - Motion Blur:	Ruth Keech

SET SUBJECT JUNE 2023

June - Texture in Photography

Judge: Ruth Keech

Texture is the variation in depth of the surface of an object and refers to the way an object feels to the touch or looks as it may feel if it were touched. The appearance of this in a photograph can change with choice of lighting, focus, shutter speed and how far you are away from the object. A successful shot will give the viewer a sense of what the feel of an object is through the choices they make before they press the shutter button.

The purpose of this topic is to make the texture the main subject in the picture rather than enhancing another subject. Choosing the best lighting, distance, focus and shutter speed to depict the texture chosen will be used in judging. For the purposes of this competition, the textures should be captured in camera. Textures added using Photoshop are not allowed.

<https://digital-photography-school.com/texture-design-element/>
<https://shotkit.com/texture-photography/>

3D Photography

With Di Schofield

This week, I had the good fortune to go behind the scenes at Newcastle Region Library. I visited their new DigiLab. There is some serious technology in this Lab.

One of the things that grabbed my attention was the [ORANGEMONKIE](#). It is used to record 3D images of artefacts held by the library. It is rather a simple piece of technology, consisting of a Foldio Light Studio which has LED lights. These may be dimmed or brightened. A turntable is placed within the light studio and the item is placed on the turntable. It is operated by a mobile phone app. It turns the turntable on and automatically takes the images – approximately 26. It then merges them together to produce the final 3D image, which may be used in catalogues, databases, social media and for personal use.

The resulting image that I saw was quite impressive.

A digital camera may be used to take the images. It is not costly. The Library has a basic set-up and it cost approximately \$350. Of course, there are various models which allow for more advanced work and the inevitable bells and whistles for those who become really serious!

Zoom & Workshop Report

With Greg Carruthers

Presentations for June include a Zoom session on the 21st looking at Lightroom basics and then, what promises to be a fun and interesting workshop on the 28th at Valentine Bowling Club where we will be trying light painting. If you are unfamiliar with the concept of light painting, Google it!

Zoom presentations occur on 3rd and 4th Wed of each month at 7pm and everyone is welcome. The calendar for future workshops can be found on the website under the Zoom Presentation Calendar link.

REMINDER: the link for all club Zoom workshops can be found on the website

This year we have started our workshop program and are looking forward to the ongoing mix of Zoom sessions and hands-on activities or photoshoots at various locations. It may be that photoshoots etc will not occur on the usual 3rd and 4th Wednesday of the month but, will need to be held on the weekend or another time.

It is important that the Committee tries to present activities and workshops that meet the requirements of the members.

Tell us what you'd like to do - we are very keen to hear your suggestions. Please send them via email to myself or other Committee Members. What is it that you would like to learn in 2023?

Do you have a suggestion for a workshop or activity?? Ideally we need activities that appeal to both beginners to accomplished photographers and everyone in-between.

Like to join in? Not sure how? Please contact Greg Carruthers
0410 629 620 or, gkcarruthers@gmail.com

Upcoming Presentations and Workshops.

With Greg Carruthers

Our first outing away from Valentine of 2023 was at Caves Beach where we had a Snap of over 25 keen photographers invading the caves, rock ledges and beach. It was a lovely sunset shoot, with lots of people enjoying exploring the beach before school returned.

Zoom Presentation Zoom Lightroom basics including Q and A session

Day: Wednesday

Date: 21/06/2023

Time: 6:45 login for 7pm start

This presentation is aimed at beginners wanting to get the most out of Lightroom Classic. There will be plenty of opportunities to ask all of your questions. Want to learn how to use the new AI masks and Noise reduction?

Then Zoom in by 7pm. Presented by Greg Carruthers

Light Painting with Bill Chambers

Day: Wednesday

Date: 28/06/2023

Time: 7pm

Location: Valentine Bowling Club

Cost: Gold Coin Donation

Make sure you bring your camera gear for what promises to be a fun evening.

Bill will make a post closer to the night to inform members of extra equipment that may be needed for the night.

Raw Challenge 2023

With Greg Carruthers

The Raw Image Challenge will continue for June. Make sure you download the Raw image supplied and then edit with your favourite editing program, then upload by end of the month. You will be able to see all the entries when scoring is open and you will be able to judge all the images. Judging will be available for all members just keep an eye out for there blue scoring button.

Raw image challenge will continue each month and everyone is encouraged to participate.

Select the competition from the members area and download the raw file.

Then use your editing software and upload your edited EDI image before the end of the month.

Club members will then vote on the winning image. If you see the blue scoring button beside the competition then feel free to look at the images and give them a score from 1 to 5 (follow the simple instructions). Just make sure you score all of the images for your vote to count. Any questions or issues let me know.

Set Subjects for 2023

May – Rain through a window

Judge: Julie Brooks

Some terrific entries into this set subject. It's amazing how a simple idea can be interpreted in so many different ways! So many creative people in this Club.

June - Texture in Photography

Judge: Ruth Keech

Texture is the variation in depth of the surface of an object and refers to the way an object feels to the touch or looks as it may feel if it were touched. The appearance of this in a photograph can change with choice of lighting, focus, shutter speed and how far you are away from the object. A successful shot will give the viewer a sense of what the feel of an object is through the choices they make before they press the shutter button.

The purpose of this topic is to make the texture the main subject in the picture rather than enhancing another subject. Choosing the best lighting, distance, focus and shutter speed to depict the texture chosen will be used in judging. For the purposes of this competition, the textures should be captured in camera. Textures added using Photoshop are not allowed.

<https://digital-photography-school.com/texture-design-element/>
<https://shotkit.com/texture-photography/>

July - Night Photography

Judge: Bob Todd

Night Photography can solve one of the major problems we all face as photographers which is that we are faced with ordinary scenes that just aren't very interesting. But the same scenes shot at night can make a really interesting photograph. While I don't mind if the night sky is included I am not looking for shots that are specifically or mainly Astro photography.

There are many sources for inspiration, here are a couple:

Beginner's Guide to Night Photography

<https://www.adobe.com/au/creativecloud/photography/discover/night-photography.html>

The Ultimate Guide to Night Photography (digital-photography-school.com)

August - Lake Macquarie Landscape

Judge: Roy Killen

A landscape image of any part of Lake Macquarie. It must have the lake as a significant part of the image and include a strong foreground element to add interest.

Images will be judged on their pictorial qualities, story-telling and originality.

The image must be taken after 1st January 2023.

September – Shooting an interesting shopfront

Judge: Sue Slack

We walk past great shopfronts every day and there is no need to travel far to shoot some of these. You may want to feature the whole front, the display, signs and you may want to include people, dogs, flowers etc in your shopfront photo. These can give different perspective and scale to the shot.

If you are stuck, click on this link below which has some handy hints to get you started. Remember to take lots of shots at different angles but straighten horizons, etc.

Composition will be key here and helps tell a story about the shopfront.

<https://www.theshopkeepers.com/how-to-shoot-a-shopfront/>

October – Animal or Human Living Body Parts

Judge: Helen Walker

Part of the body must be the main focus of the image. No whole of body images. Animal or human, e.g. eyes, hands, feet, hair, chest, etc.

Can be colour or mono and must be taken from live subjects.

Photographic Society of America (PSA)

Interclub Round 3

With Roy Killen

Colour

In Round 3 of the Colour section of the PSA Interclub we came **FIRST** out of 25 clubs in Group B.

Dennis Archibald and Greg Caruthers gained Merit Awards, Alan Hinde and Roy Killen gained Honourable Mention awards.

We gained sufficient points to place us **FIRST** overall after the three rounds of the competition - two points ahead of our friendly rival, Wangi Workers Camera Club! This result will mean that for the 2023-24 season we will be promoted to Group A.





**PID Color Competition
2022-2023
Round Three, Group B
"Flying surfer"
Roy Killen, APSA, GMPSAS
Belmont 16s Photography Club**



Nancy Speaker, APSA, PPSA
PSA Interclub Director

Nancy Speaker, APSA, PPSA &
Alice Marie Way PID Color Directors

Honorable Mention



**PID Color Competition
2022-2023
Round Three, Group B
"Safe at second base"
Greg Carruthers
Belmont 16s Photography Club**



Nancy Speaker, APSA, PPSA
PSA Interclub Director

Nancy Speaker, APSA, PPSA &
Alice Marie Way PID Color Directors

Merit Award



**PID Color Competition
2022-2023
Round Three, Group B
"Winding down"
Dennis Archibald
Belmont 16s Photography Club**



Nancy Speaker, APSA, PPSA
PSA Interclub Director

Nancy Speaker, APSA, PPSA &
Alice Marie Way PID Color Directors

Merit Award

Photo Travel

In the Photo Travel section the club gained 5th place. Helen Walker gained an Honourable Mention. For the full season we finished in second place out of 26 clubs.



Nature

The club came 3rd out of 26 clubs and this placed us 10th in Group A overall for the season.
Don Anderson received a Merit Award for "One Flick and Down it Goes"
Bill Chambers received an Honourable Mention for "Gathering Nectar"
Alan Hinde received an Honourable Mention for "Water Buck Demise"

Monochrome

The club came 4th out of 18 clubs and this placed us 4th in Group B overall for the season.
Margot Hughes received a Merit Award for "Intricate"
Peter Stanley received a Merit Award for "Japanese Tree and Reflection"
Carol McGrath received an Honourable Mention for "Oriental Lily"

Photojournalism

In the Photojournalism section our club came 4th out of 19 clubs. This put us in 6th place overall for the season.


Alan Hinde gained a Merit award for his image "Inquisitive King Penguin".



ALL club members are invited to enter.

If you have any questions, please contact Roy Killen at: roykillen@mac.com

It's Your Birthday!



If it's your birthday this month we wish you a day full of laughter and happiness and a year that brings you much success.

Believe it or not...

Gemini (May 21 - June 20)

Geminis are known for their gift of gab, making them no stranger to witty repartee, one-liners and zingers. Gemini also has the rare ability to poke fun at others, while also not crossing the line and coming off as mean or offensive. Probably because they can both dish it out *and* take it, and have no problem turning their sharp wit on themselves. While long stories may not necessarily be their forte (they get bored easily), a Gemini is always available for a sarcastic comment or a hilarious one-liner that perfectly encapsulates whatever just went down.

Cancer (June 21 - July 22)

Cancer is the queen of self-deprecating humor, which is hilarious for the people who know they don't *really* mean it, but it can be uncomfortable for those who don't get the joke. Cancers also prefer a blunt, to-the-point humor that can be a bit of an acquired taste for some, but an absolute favorite for those who enjoy it. Be sure to check in with those around you to make sure they know you're joking, and you'll be dazzling them with your wit in no time.

Our Photography Club Instagram

Unfortunately, we have decided to close down our Instagram account due to a lack of engagement.

Stay Connected



Club Website



Lake Macquarie Camera Club Inc.



Buy, Swap & Sell

With Julie Brooks

Email me a photo or two of your item, a brief description including the important tech specs, your price and contact details.

It's been pretty quiet on the Buy, Swap and Sell page this past year! If you have anything that you'd like to buy, sell or swap please let me know.

I found these images online and thought you might get a bit of a laugh!



Our Club Patron Les Porter

With Dennis Archibald

Our Club is very lucky to have Les as our patron. If you want to buy or sell camera equipment of any sort along with purchasing consumables such as ink and paper it is worthwhile talking to Les. I personally found his shop at 42 Farm Street, Speers Point fascinating. To me it is always interesting to explore people's places of work and Les' passion for photography, in particular black and white photography is very evident.

I had my first experience in a dark room and I mean dark! No dark room safe light in Les' setup which speaks to his years of experience in working in black and white film processing. Les is very approachable and helpful and is a valuable resource to our club members.

The screen shot below is from his website <https://lesporter1.com.au/> which gives members who may not know Les personally some good information on his business.



Les Porter Photography

Leading provider of Photographic Supplies

Since 1964 Les Porter has been regarded as a leading provider of photographic supplies for professional & amateur photographers, schools & universities.

Les who...Les Porter...Almost every professional, amateur or tertiary student photographer knows Les Porter. Les has been in the Photography business for 49 years and is master at Black and White Processing & Printing.

He has Darkroom facilities available to students & provides a helping hand to produce quality photographs. At the business end of the company, Les is the man for ILFORD, FOTOSPEED, FUJIFILM, & EPSON.

Les sells FILM, Epson and Canon, Printers and Scanners, PHOTOGRAPHIC & INKJET PAPERS, CHEMICALS, PRINTER INKS Australia-wide to high schools, universities, amateurs and busy professionals...for commercial shoots...for weddings...for portfolio assignments and fine art work. Les Porter runs a 15 hr a day business – so call him, you'll get GREAT service and GREAT prices.



What's On

07/06/2023, 7pm Committee Meeting (Conducted over Zoom)	11/06/2023, 11:59pm April print & EDI entries due.
14/04/2023, 7pm Print competition night.	21/06/2023 Zoom Presentation <i>Lightroom Basics</i> <i>including Q and A</i> <i>session.</i>
28/04/2023, 7pm Club Night <i>Light Painting workshop</i>	

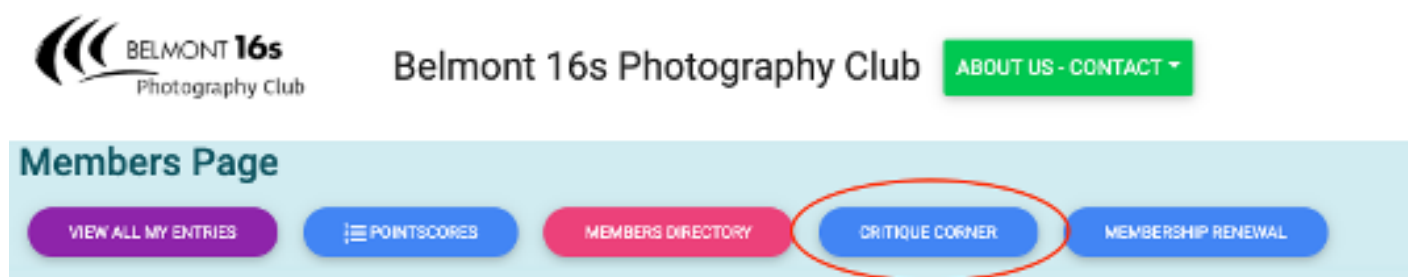
Critique Corner

Critique Corner aims to help members to fine-tune potential entries by gaining feedback from other members before the image is entered into a competition.

All members, regardless of experience are encouraged to upload images and make comments on images. The aim is to help each other to develop both your image capture and processing skills, and to take the judges' point of view when assessing an image. There are no grades within this activity.

Each member can upload one image per category. Once uploaded you can use this image in an upcoming competition. You can remove the image and replace it with another image whenever you choose.

The critique corner is accessible from the Members page as shown below:



Club Equipment

With Greg Carruthers

Please contact Greg if you would like to borrow any of the club's equipment, so if you need to borrow the mat board cutter, Spyder, scanner or, you would like to purchase mat boards to mount your images.

Greg's details can be found in the members link on the club website.

Normally, Greg would bring some boards along to competition nights for members to purchase at \$2 per board.

Print Mounting for our Club Competitions

This is a quick reminder that if you are entering print competitions please comply with the rules around the size of your prints and the matt boards you use to mount them. You can find these rules on the club website in the document 2022 Competition Rules – section 8 and 9.

In summary small prints may be no larger than 15cm X 10cm. There are no restrictions on large print sizes providing they fit within the size of the large print matt boards.

All prints must be mounted on a rigid mount board that is no thicker than 4mm (you can purchase these for \$2 each from Greg Carruthers).

For small prints the board **MUST** be 23cm x 18cm.

For large prints the board **MUST** be 50cm x 40cm.

The mount board may be of any colour.

There are a range of reasons for these rules some of which you can find in the club competition document. Keeping your boards to these dimensions means that we can efficiently utilise the space on the prints stands and means that you don't run the risk of having your print rejected on the night.

How to Make the Most of Your Print Competition Entry

With Bill Chambers

Our judges have noticed that there have been some significant differences between how some prints have been presented compared to what may be seen on the screen.

It is important to note that judges on print competition nights are instructed to base all judgements & comments on the print in front of them and not the image that appears on screen for the benefit of the audience.

All members are reminded to make sure your uploaded image & mounted print show the same view. If your mount board requires a larger cut-out, then make sure it has the appropriately sized opening that corresponds to the view shown in the uploaded image.

If for example, as in image 2 below, the print is obscured by the mount-board, or is hard against the subject in the image, the Judge may allocate less points to your image.

It is important to note that the projected image will often show a brighter or, a washed-out version of your photograph simply because the screen shows transmitted light versus your print which is subject to reflected light. So, make sure that your print is as true to your original image as possible. Printing can be tricky and whether you print at home or have a 3rd party print your images ensure that you are satisfied that it truly reflects your photograph ensuring our judges see your work at it's very best.



Your original image as uploaded by you and as seen on the screen on competition nights.



This image has been mounted incorrectly and is covering much of the subject. The Judge may make a comment about this issue but, will still judge the merits of the print only.



This image has been mounted correctly and is ready to be judged on it's merits.

Committee Details

President	Vice President	Secretary	EDI & Judge Co-ordinator
Dennis Archibald	Greg Carruthers	Susan Slack	Di Schofield
Treasurer	Membership Co-ordinator	Webmaster	Zoom Coordinator & Equipment Loans
Ruth Keech	Joy Thomas	Colin Woods	Greg Carruthers
Presentations Co-ordinator	Social Activities	Newsletter Editor	Club Patron
Greg Carruthers	Barb Hunter & Katherine James	Julie Brooks	Les Porter 4958 5840 www.Lesporter1.com.au
Committee Members			
Barbara Hunter, Bill Chambers, Bob Todd, Diane Schofield, Greg Carruthers, Julie Brooks, Katherine James, Phil Whiteman and Roy Killen.			
<p>Please feel free to contact any of the Committee members to discuss club matters and to have those matters raised at a Committee meeting.</p> <p>The Committee meets at 7pm on the <u>first</u> Wednesday of each month.</p>			