

# Skiffy

Lake Macquarie Camera Club Inc.



## Welcome to the April 2023 Edition

Welcome to this month's edition of our Photography Club newsletter.  
[skiffy16sphotographyclub@gmail.com](mailto:skiffy16sphotographyclub@gmail.com)

Well, I'm back after spending an extremely enjoyable 18-days with my friend and fellow club member, Jill Helps. It is very refreshing travelling with another photographer - we stopped at just about every officially noted viewpoints and at many more that were not! In all we travelled from Queenstown up the west coast, over the mountains via Arthur's Pass, on to Christchurch, Akaroa, Lake Tekapo, Twizel and Mt Cook, visited the Clay Cliffs, Dunedin, the Catlins coast, Doubtful Sound then back to Queenstown. I'm not sure how many kms that was but it was a very large number!

We met some amazing fellow travellers from NZ, Aussie (as the New Zealanders seemed to refer to us), UK, USA, Canada, France, Holland and I'm sure there were many others like us enjoying a fantastic holiday destination with an incredible landscape - which Jill and I photographed ad nauseam. Don't worry we have plans to bombard you all with our best images as competition entries across the rest of the year!

Thanks to Dennis for picking up the slack and putting out the March edition.  
See you next month 😊

## CONTENTS

[President's  
Message](#)

[Judging & EDI  
Set Subjects](#)

[Presentations &  
Workshops](#)

[Photography  
Society of  
America \(PSA\)](#)

[Raw Challenge](#)

[Buy, Swap &  
Sell](#)

[Save the date...](#)

[Club Instagram](#)

[Set Subjects  
2023](#)

[Committee  
Details](#)

[Macro  
Photography](#)

## Welcome to our April issue of Skiffy

### With Dennis Archibald, President

A big note of thanks to Chris Prior who presented on his experience undertaking a course on Photoshop through his membership of PSA at our March meeting. Chris is the first club member to undertake one of the many free courses that are available under PSA membership and to then present to our club and have his PSA membership fees reimbursed from the money that was raised from the running the Lake Macquarie national and international competitions in recent years by Roy Killen and other club members.

Bob Todd will give a similar presentation, this time on another PSA course at our upcoming April meeting.

The April club night will be at the Valentine Bowling Club at 7.00pm on Wednesday 12<sup>th</sup> April. Following Bob's presentation, we will have our normal break for refreshments and raffles, then the judging of our April print entries by Bill Chambers.

## Membership 2023 - 2024

I can now advise that we have received approval from NSW Dept. of Fair Trading to become an incorporated association under the name of **Lake Macquarie Camera Club Incorporated.**

As an association independent from the club where we hold our meetings we will have to rely on fees, donations, sponsorships, and fund raising to generate the funds to run our new club. For many years Belmont 16s Sailing Club subsidised our photography club allowing us to charge a modest membership fee, but this will no longer be the case. To run the club effectively we need it to be in a sound financial position. To this end and in line with the advice I gave at our February and March meetings our annual club membership fees will be increasing to \$50.00 p.a. Maintaining our club in a sound financial position will allow us to offer good judges, presenters and offer a range of interesting and educational activities to our members.

When we were a sub-club to the Belmont 16s Sailing Club we required members to also be a social club member of the parent club. Similarly, to the arrangement with Belmont 16s we will also require that our members join the Valentine Bowling Club (VBC) as social members. This is in recognition that VBC do not charge us for the use of their function room for our meetings. The current cost for this membership is \$10.00 p.a. The committee recognises that this is a significant increase to what members have been paying in the past, but it is comparable to annual fees for similar clubs in the local area.

Membership for our new club is now open and will cover the period up to and including 30<sup>th</sup> June 2024. To join please complete the application form you will find on the club website and return via email to our club secretary Susan Slack. This form also includes the banking details so you can pay your membership fee. There are two forms. One a MS word document that you can

fill in if you are on a PC and another pdf version that you can print, fill in by hand, scan, and return.

VBC social memberships expire on the 30/4/2023. We suggest you pay your membership after that date to gain the full benefit. As soon as you have paid your annual membership, please take a photo of the membership card and send the image to Susan Slack.

In line with starting a new club we will also be making changes to our existing website to reflect the changes to our club's name. As you can appreciate this will take a little time. If you have the old club website bookmarked in your browser, you can continue to use that bookmark but change the name of the link to the new club name. Alternatively, a search using the following address will take you to the same site - <https://lakemac.myphotoclub.com.au>

If you have any questions about applying for membership or other matters relating to our new club, please contact myself or one of your committee members.

## Just Three

With Elica Petrovska

I was taking photographs of the annual whale migration from Anzac Walk when I met Dennis, and he suggested I should join the club. My first camera had belonged to my dad. I only realised recently that many of the images I have been capturing at Strzelecki and Prince Edward Park recently have been taken in the same place as images I found in his collection after he died.

I love taking photographs, particularly of what I observe around me. I learn a lot about people from what I observe.

### **Domestic Bliss**

Saw these two crows. Reminds me of an argument.





### **Jump for Joy**

My greatest accomplishment taken from a boat. In three hours, we saw lots of blowing and tail wagging but only one breach and I captured it. I was very pleased with myself.



## **Magic Sky**

The sky behind me at King Edward Park. I was looking one way with my camera but, when I looked behind me, I was astonished.



# Judging and EDI Set Subjects

With Di Schofield

Next Club Print Competition Evening:

**7pm Wednesday 12th April 2023**

Entries must be submitted online by:

**11:59pm Sunday 4th April 2023**

Judges this month:

<b>Prints:</b>	Bill Chambers
<b>EDI Colour and Nature:</b>	Michelle Kennedy
<b>Set Subject - Motion Blur:</b>	Dennis Archibald

## SET SUBJECT APRIL 2023

### **Motion Blur**

Judge: Dennis Archibald

Motion blur is a long exposure photography technique that lets you convey the feeling of movement or action in a still image.

Whereas some action shots freeze a moving subject with fast shutter speeds, motion blur uses slow shutter speeds for long exposure photos that blur the point of movement. Adobe defines motion blur photography as follows - "Whether you want to create a sense of speed with taillights streaking down a highway at night or capture the abstract look of people crossing a busy intersection, motion blur lets you see a scene in a way that lets you express a new perspective on reality.

<https://www.adobe.com/au/creativecloud/photography/discover/motion-blur-photography.html>

Images may be in colour or monochrome and will be judged by how well the photographer has captured a feeling of movement and how does that movement contribute to the storytelling of the image.

# 3D Photography

## With Di Schofield

This week, I had the good fortune to go behind the scenes at Newcastle Region Library. I visited their new DigiLab. There is some serious technology in this Lab.

One of the things that grabbed my attention was the [ORANGEMONKIE](#). It is used to record 3D images of artefacts held by the library. It is rather a simple piece of technology, consisting of a Foldio Light Studio which has LED lights. These may be dimmed or brightened. A turntable is placed within the light studio and the item is placed on the turntable. It is operated by a mobile phone app. It turns the turntable on and automatically takes the images – approximately 26. It then merges them together to produce the final 3D image, which may be used in catalogues, databases, social media and for personal use.

The resulting image that I saw was quite impressive.

A digital camera may be used to take the images. It is not costly. The Library has a basic set-up and it cost approximately \$350. Of course, there are various models which allow for more advanced work and the inevitable bells and whistles for those who become really serious!



# Zoom & Workshop Report

## With Greg Carruthers

As a follow up from this Wed 26th at Valentine Bowling Club will be a presentation from 15 of our members from all grades and they will be discussing 3 of their images. The night is titled "How, When, Where and Why!"

On the 22/03 we had a Fun Fotography night was indeed a lot of fun! With 9 stations around the room made up of a range of interesting and fun photography activities with challenges if you were keen. With around 30 eager beavers who had the best time clicking, composing, arranging, rearranging, chattering, comparing and problem solving about how to create an image of interest. With lots of lighting, tripods, backdrops and props including a guitar, some sheet music, water droplets on a CD/DVD in the dark, with coffee beans & cups, an interestingly carved chess set, a dragon with some interesting books, a garden gnome and an almost empty bottle of whiskey, ginger ale, glasses and plastic ice cubes along with a number of other interesting items.

It was such a huge success and we are planning to have at least another later in the year!

A heartfelt thank you to Phil and Bev Woodman for volunteering to be models for our portrait station. Many of you will have recognised Phil with his incredibly expressive face, and a nice bushy beard as well, making him an awesome model and the subject of many portrait images entered into our club competitions.

There are many excellent pics of this event on our FaceBook page. If you attended we would love you to upload 2 images for each of the stations. In the members area you will find a link to upload your best 2 attempts in completing each of the stations. It would be great to see plenty of uploaded images so others can see everyones differing attempts or techniques in capturing their images. GOOD or BAD give them an upload! Closing date is by our next print night on April 12th 2023.

Zoom presentations occur on 3rd and 4th Wed of each month at 7pm and everyone is welcome. The calendar for future workshops can be found on the website under the Zoom Presentation Calendar link.

**REMINDER:** the link for all club Zoom workshops can be found on the website

*Like to join in? Not sure how?* Please contact Greg Carruthers  
0410 629 620 or, gkcarruthers@gmail.com

See the latest post on the website for more information and how members can become involved.

## Upcoming Presentations and Workshops

### With Greg Carruthers

Our first outing away from Valentine of 2023 was at Caves Beach where we had a Snap of over 25 keen photographers invading the caves, rock ledges and beach. It was a lovely sunset shoot, with lots of people enjoying exploring the beach before school returned.

#### Zoom Presentation

**Day:** Wednesday

**Date:** 19/04/2023

**Time:** 6:45 login for 7pm start

Jen Fawkes will be discussing what judges see and how to make your images stand out from the rest.

#### Fun Fotography Workshop follow-up with Greg Carruthers

**Day:** Wednesday

**Date:** 26/04/2023

**Time:** 7pm

**Location:** Valentine Bowling Club

**Cost:** Gold Coin Donation

This will be a presentation from a group of our eager beavers from all grades and they will be discussing 3 of their images.

This year we have started our workshop program and are looking forward to the ongoing mix of Zoom sessions and hands-on activities or photoshoots at various locations. It may be that photoshoots etc will not occur on the usual 3rd and 4th Wednesday of the month but, will need to be held on the weekend or another time.

It is important that the Committee tries to present activities and workshops that meet the requirements of the members.

**Tell us what you'd like to do -** we are very keen to hear your suggestions. Please send them via email to myself or other Committee Members. What is it that you would like to learn in 2023?

Do you have a suggestion for a workshop or activity?? Ideally we need activities that appeal to both beginners to accomplished photographers and everyone in-between.

# Raw Challenge 2023

With Greg Carruthers

Raw image challenge will continue each month and everyone is encouraged to participate.

Select the competition from the members area and download the raw file.

Then use your editing software and upload your edited EDI image before the end of the month.

Club members will then vote on the winning image. If you see the blue scoring button beside the competition then feel free to look at the images and give them a score from 1 to 5 (follow the simple instructions). Just make sure you score all of the images for your vote to count. Any questions or issues let me know.

## Set Subjects for 2023

### May – Rain through a window

**Judge: Julie Brooks**

Rain can be dramatic or it can be subtle, and as a photographer, it makes for unique photographic opportunities that most people don't think about until they see it in an image.

Capturing rain through a window is a wonderful technique for creating abstract rain imagery. Look for patterns in the raindrops and bright lights or colours outside the window for more interesting results.

Of course, not every rainy window picture is equally beautiful. To get a striking photo, you'll have to think carefully about your subject, technique, and composition.

Experiment with bright colours and bokeh, take images in mono, make the subject in your composition recognisable or, add a subject to the window.

### June - Texture in Photography

**Judge: Ruth Keech**

Texture is the variation in depth of the surface of an object and refers to the way an object feels to the touch or looks as it may feel if it were touched. The appearance of this in a photograph can change with choice of lighting, focus, shutter speed and how far you are away from the object. A successful shot will give the viewer a sense of what the feel of an object is through the choices they make before they press the shutter button.

The purpose of this topic is to make the texture the main subject in the picture rather than enhancing another subject. Choosing the best lighting, distance, focus and shutter speed to depict the texture chosen will be used in judging. For the purposes of this competition, the textures should be captured in camera. Textures added using Photoshop are not allowed.

<https://digital-photography-school.com/texture-design-element/>  
<https://shotkit.com/texture-photography/>

### July - Night Photography

**Judge: Bob Todd**

Night Photography can solve one of the major problems we all face as photographers which is that we are faced with ordinary scenes that just aren't very interesting. But the same scenes shot at night can make a really interesting photograph. While I don't mind if the night sky is included I am not looking for shots that are specifically or mainly Astro photography.

There are many sources for inspiration, here are a couple:

Beginner's Guide to Night Photography

<https://www.adobe.com/au/creativecloud/photography/discover/night-photography.html>

The Ultimate Guide to Night Photography ([digital-photography-school.com](https://digital-photography-school.com))



## **August - Lake Macquarie Landscape**

**Judge: Roy Killen**

A landscape image of any part of Lake Macquarie. It must have the lake as a significant part of the image and include a strong foreground element to add interest.

Images will be judged on their pictorial qualities, story-telling and originality.

The image must be taken after 1st January 2023.

## **September – Shooting an interesting shopfront**

**Judge: Sue Slack**

We walk past great shopfronts every day and there is no need to travel far to shoot some of these. You may want to feature the whole front, the display, signs and you may want to include people, dogs, flowers etc in your shopfront photo. These can give different perspective and scale to the shot.

If you are stuck, click on this link below which has some handy hints to get you started. Remember to take lots of shots at different angles but straighten horizons, etc.

Composition will be key here and helps tell a story about the shopfront.

<https://www.theshopkeepers.com/how-to-shoot-a-shopfront/>

## **October – Animal or Human Living Body Parts**

**Judge: Helen Walker**

Part of the body must be the main focus of the image. No whole of body images. Animal or human, e.g. eyes, hands, feet, hair, chest, etc.

Can be colour or mono and must be taken from live subjects.

# Photographic Society of America (PSA)

## Interclub Round 2 Results

### With Roy Killen

Some great results for our Club including:

- Equal second in the colour category, putting us in third place after two rounds.
- Second place in photojournalism taking us to 7th place overall for the season.
- None of our individual images received awards in this Round.
- Congratulations to Alan Hinde who gained a Merit and Carol McGrath who gained an Honourable Mention.

Entries are now open for Round 3 of the PSA Interclub competition. Sections are Colour, Monochrome, Nature, Photojournalism and Photo Travel. One entry allowed in each section.

Entries close on Sunday 2nd April. ALL club members are invited to enter.

If you have any questions, please contact Roy Killen at: [roykillen@mac.com](mailto:roykillen@mac.com)

Alan Hinde - Rwandan Endangered Mountain Gorilla







## Monochrome

Belmont club was in 7th Place and that puts us in 4th place for the season.

Terina Vale gained a Merit for her image "A swell catch".






**Nature Round 2** of the section, our club gained 10th place and that puts us in 12th place for the season.

Alan Hinde gained a Merit for "Natures Way".



## It's Your Birthday!

If it's your birthday this month we wish you a day full of laughter and happiness and a year that brings you much success.



Believe it or not...

### Aries (March 21 - April 19)

The first sign of the zodiac, Aries loves to be number one. Naturally, this dynamic fire sign is no stranger to competition. Bold and ambitious, Aries dives headfirst into even the most challenging situations—and they'll make sure they always come out on top!

### Taurus (April 20 - May 20)

What sign is more likely to take a six-hour bath, followed by a luxurious Swedish massage and decadent dessert spread? Why Taurus, of course! Taurus is an earth sign represented by the bull. Like their celestial spirit animal, Taureans enjoy relaxing in serene, bucolic environments surrounded by soft sounds, soothing aromas, and succulent flavours.

## Our Photography Club Instagram

If you have some images you'd love to share please go to our Insta account and post some images for our members and followers to enjoy. An excellent opportunity to strut your photographic stuff online. Instagram is a social media site that was developed specifically for people to post, share and comment on photo's from Club members.



## Stay Connected



## Club Website



Belmont 16s Photography Club





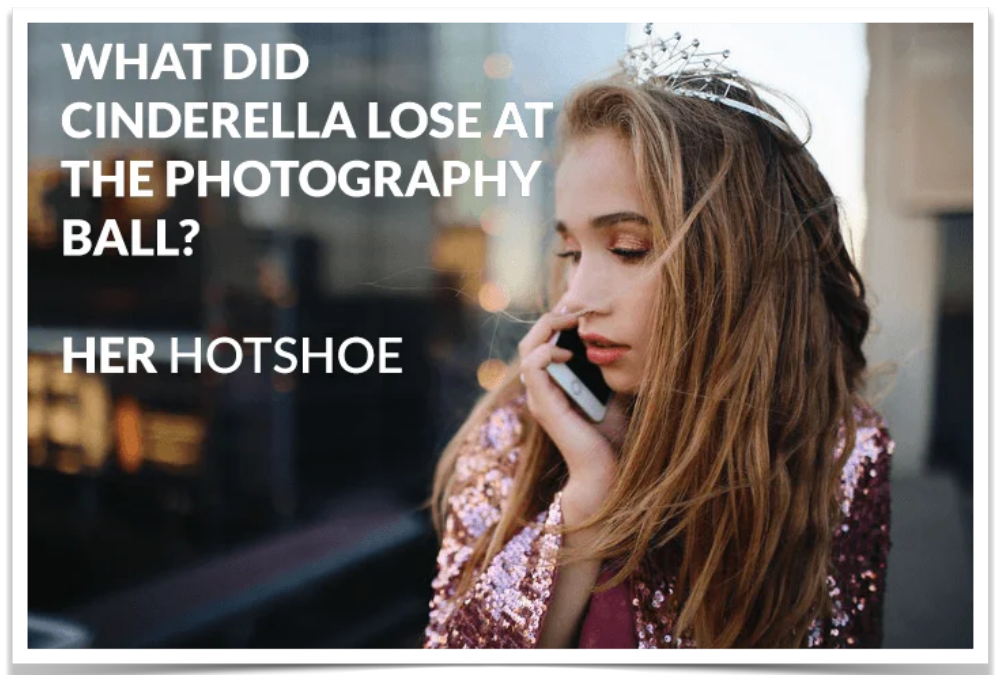
## Buy, Swap & Sell

With Julie Brooks

Email me a photo or two of your item, a brief description including the important tech specs, your price and contact details.

It's been pretty quiet on the Buy, Swap and Sell page this past year! If you have anything that you'd like to buy, sell or swap please let me know.

I found these images online and thought you might get a bit of a laugh!



## Our Club Patron Les Porter

### With Dennis Archibald

Our Club is very lucky to have Les as our patron. If you want to buy or sell camera equipment of any sort along with purchasing consumables such as ink and paper it is worthwhile talking to Les. I personally found his shop at 42 Farm Street, Speers Point fascinating. To me it is always interesting to explore people's places of work and Les' passion for photography, in particular black and white photography is very evident.

I had my first experience in a dark room and I mean dark! No dark room safe light in Les' setup which speaks to his years of experience in working in black and white film processing. Les is very approachable and helpful and is a valuable resource to our club members.

The screen shot below is from his website <https://lesporter1.com.au/> which gives members who may not know Les personally some good information on his business.



### Les Porter Photography

## Leading provider of Photographic Supplies

Since 1964 Les Porter has been regarded as a leading provider of photographic supplies for professional & amateur photographers, schools & universities.

Les who...Les Porter...Almost every professional, amateur or tertiary student photographer knows Les Porter. Les has been in the Photography business for 49 years and is master at Black and White Processing & Printing.

He has Darkroom facilities available to students & provides a helping hand to produce quality photographs. At the business end of the company, Les is the man for ILFORD, FOTOSPEED, FUJIFILM, & EPSON.

Les sells FILM, Epson and Canon, Printers and Scanners, PHOTOGRAPHIC & INKJET PAPERS, CHEMICALS, PRINTER INKS Australia-wide to high schools, universities, amateurs and busy professionals...for commercial shoots...for weddings...for portfolio assignments and fine art work. Les Porter runs a 15 hr a day business – so call him, you'll get GREAT service and GREAT prices.





## What's On

<b>5/04/2023, 7pm</b> <b>Committee Meeting</b> <b>(Conducted over Zoom)</b>	<b>9/04/2023, 11:59pm</b> <b>April print &amp; EDI entries due.</b>
<b>12/04/2023, 7pm</b> <b>Print competition night.</b>	<b>19/04/2023</b> <b>Zoom Presentation</b> <i><b>What judges see: making your images stand out from the rest, with Jen Fawkes.</b></i>
<b>26/04/2023, 7pm</b> <b>Club Night</b> <i><b>How, When, Where and Why!</b></i>	

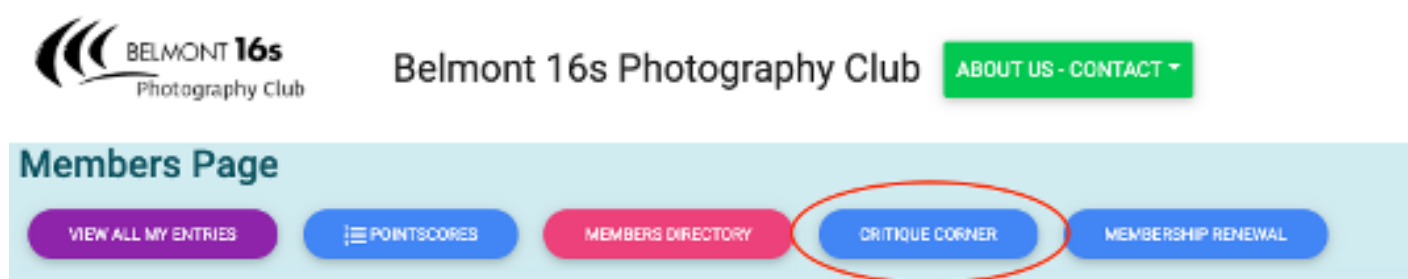
## Critique Corner

Critique Corner aims to help members to fine-tune potential entries by gaining feedback from other members before the image is entered into a competition.

All members, regardless of experience are encouraged to upload images and make comments on images. The aim is to help each other to develop both your image capture and processing skills, and to take the judges' point of view when assessing an image. There are no grades within this activity.

Each member can upload one image per category. Once uploaded you can use this image in an upcoming competition. You can remove the image and replace it with another image whenever you choose.

The critique corner is accessible from the Members page as shown below:



## Club Equipment

### With Greg Carruthers

Please contact Greg if you would like to borrow any of the club's equipment, so if you need to borrow the mat board cutter, Spyder, scanner or, you would like to purchase mat boards to mount your images.

Greg's details can be found in the members link on the club website.

Normally, Greg would bring some boards along to competition nights for members to purchase at \$2 per board.

## Print Mounting for our Club Competitions

This is a quick reminder that if you are entering print competitions please comply with the rules around the size of your prints and the matt boards you use to mount them. You can find these rules on the club website in the document 2022 Competition Rules – section 8 and 9.

In summary small prints may be no larger than 15cm X 10cm. There are no restrictions on large print sizes providing they fit within the size of the large print matt boards.

All prints must be mounted on a rigid mount board that is no thicker than 4mm (you can purchase these for \$2 each from Greg Carruthers).

For small prints the board **MUST** be 23cm x 18cm.

For large prints the board **MUST** be 50cm x 40cm.

The mount board may be of any colour.

There are a range of reasons for these rules some of which you can find in the club competition document. Keeping your boards to these dimensions means that we can efficiently utilise the space on the prints stands and means that you don't run the risk of having your print rejected on the night.

# How to Make the Most of Your Print Competition Entry

## With Bill Chambers

Our judges have noticed that there have been some significant differences between how some prints have been presented compared to what may be seen on the screen.

It is important to note that judges on print competition nights are instructed to base all judgements & comments on the print in front of them and not the image that appears on screen for the benefit of the audience.

All members are reminded to make sure your uploaded image & mounted print show the same view. If your mount board requires a larger cut-out, then make sure it has the appropriately sized opening that corresponds to the view shown in the uploaded image.

If for example, as in image 2 below, the print is obscured by the mount-board, or is hard against the subject in the image, the Judge may allocate less points to your image.

It is important to note that the projected image will often show a brighter or, a washed-out version of your photograph simply because the screen shows transmitted light versus your print which is subject to reflected light. So, make sure that your print is as true to your original image as possible. Printing can be tricky and whether you print at home or have a 3rd party print your images ensure that you are satisfied that it truly reflects your photograph ensuring our judges see your work at it's very best.



Your original image as uploaded by you and as seen on the screen on competition nights.



This image has been mounted incorrectly and is covering much of the subject. The Judge may make a comment about this issue but, will still judge the merits of the print only.



This image has been mounted correctly and is ready to be judged on it's merits.

## Committee Details

<b>President</b>	<b>Vice President</b>	<b>Secretary</b>	<b>EDI &amp; Judge Co-ordinator</b>
Dennis Archibald	Greg Carruthers	Susan Slack	Di Schofield
<b>Treasurer</b>	<b>Membership Co-ordinator</b>	<b>Webmaster</b>	<b>Zoom Coordinator &amp; Equipment Loans</b>
Ruth Keech	Joy Thomas	Colin Woods	Greg Carruthers
<b>Presentations Co-ordinator</b>	<b>Social Activities</b>	<b>Newsletter Editor</b>	<b>Club Patron</b>
Greg Carruthers	Barb Hunter & Katherine James	Julie Brooks	Les Porter 4958 5840 <a href="http://www.Lesporter1.com.au">www.Lesporter1.com.au</a>
<b>Committee Members</b>			
Barbara Hunter, Bill Chambers, Bob Todd, Diane Schofield, Greg Carruthers, Julie Brooks, Katherine James, Phil Whiteman and Roy Killen.			
<p><b>Please feel free to contact any of the Committee members to discuss club matters and to have those matters raised at a Committee meeting.</b></p> <p><b>The Committee meets at 7pm on the <u>first</u> Wednesday of each month.</b></p>			