


SKIFFY



Welcome to our March issue of Skiffy. – Dennis Archibald

This will be a somewhat smaller edition of Skiffy with our regular editor Julie away on holiday travels.

Our next club night will be at the Valentine Bowling Club at 7.00pm on Wednesday 8th July. In addition to the judging of print entries Chris Prior will give a short presentation on his experience with undertaking a course through PSA (Photographic Society of America). Please see the article on undertaking training courses that are offered by PSA later in this edition of Skiffy.

I again urge members who are attending the club nights to join the Valentine Bowling Club (VBC) as social members. The club is allowing us to use their upstairs function room without charge for our meetings and they welcome any support that our club can provide in return.

Judging and Club Competitions – Di Schofield

Please note that digital and print competition entries for March must be entered and uploaded by 11.00pm on Sunday 5th March.

Print and digital competitions in July are for:

- Colour prints
- Nature prints
- Open Colour digital
- Nature digital
- Set Subject digital – Macro

Please refer to the club competition rules for number of entries and print sizes allowed for each grade.

SKIFFY

Our print judge for March is Ian Marriner.

Our EDI judges for June are:

- Open Colour – Roy Killen
- Nature – Roy Killen
- Set Subject – Macro – Bill Chambers

Macro Definition (in part)

True macro is accomplished with the help of a dedicated macro lens which can be used to accomplish a minimum of 1:1 object magnification. However, even without a specialized macro lens, utilising cheap Close-Up Diopter lenses (screw in to filter threads), close up photography accomplishes its outcome of capturing a high degree of detail and texture in its subject matter. The resulting macro images show an amount of detail that cannot be captured by the naked eye.

Using Everyday Objects as Macro Subject Matter

One of the best things about macro photography is that it can make even the most ordinary subjects look fascinating. When looking to capture macro subjects, consider camera settings that leverage:

- Depth of field
- Shutter speed
- Aperture

CONGRATULATIONS TO DI SCHOFIELD AND ALAN HINDE

Helen and Alan have received FIAP Gold Medal awards for excellence in the recent Maitland International Salon. Congratulations and a very well done to you both.



Diane Schofield – The Blue Mosque – Travel PSA – PTD

SKIFFY



Alan Hinde – Water Buck Demise – Nature PSA - ND

A LEARNING OPPORTUNITY FOR CLUB MEMBERS – Roy Killen

The Club Committee recently approved a program that will enable club members to improve their individual photographic skills and share their new knowledge with other club members. The program will operate as follows:

- a) Individual club members can join the Photographic Society of America (PSA) at a cost of approximately A\$60 for one year.
- b) After joining PSA, they can undertake a range of online courses at no extra cost. There is a wide variety of courses (see list below) to suit photographers at all levels. In addition, PSA members can take advantage of many other free member benefits (see list below).
- c) After completing a PSA course, the Belmont 16s member will be asked to present a Zoom or in-person tutorial/workshop to share their new knowledge with other club members.
- d) After presenting their tutorial/workshop the member will be entitled to a full refund of their one-year PSA membership fee. [The funds for this will come from the accumulated profits of the Lake Macquarie International Circuit that was run on behalf of the club.]

In all the PSA courses, the student works one-on-one with an experienced instructor, progressing at a pace that suits their skills. The courses currently available are:

- **Digital Photography** – 6 lessons covering camera operation and basic approaches to photographing a range of subjects including portraits, architecture and still life.
- **An Introduction to Photoshop** – approximately 6 months.
- **Portrait Photography** – approximately 6 months.
- **Still Life Photography** – 5 lessons exploring all aspects of still life.
- **Light Painting** – approximately 3 months.
- **Image Evaluation** – a preparatory course for those considering (or already) judging - approximately 6 months.

SKIFFY

- **Creating Images for PSA Competitions and Exhibitions** – an advanced 6 month course for those who want to produce competition-standard images.
- **Photo Travel** – an advanced PT course for those entering PT exhibitions approximately 2 months.
- **Creating a PSA Portfolio** – intensive preparation for submitting a PSA portfolio - approximately 3 months.
- **History of Photography** – approximately 4 months.

Roy Killen can provide you with more details about each course.

In addition to the online courses, the PSA membership fee entitles the member to:

- A monthly PSA Journal (in PDF format)
- A personal gallery on the PSA website
- Member discounts on various photography products
- A personal mentor
- An image evaluation service
- A Photo Travel advisory service
- Study groups
- Access to a library of webinars
- Competitions
- Access to the PSA photographic distinctions system and portfolio distinctions system.

If you would like to participate in this program, please contact Roy Killen who is coordinating the program (email: roykillen@mac.com). He will assist you to join PSA and enrol in the course of your choice. If you are already a PSA member, you can participate in the program by contacting Roy.

MARCH PRESENTATIONS, WORKSHOPS AND RAW IMAGE CHALLENGE – Greg Carruthers

On Wednesday March 15th Roy will be presenting a Zoom presentation on monochrome conversions at the usual time of 7pm. Learn the art of converting your colour images to monochrome!

On Wednesday March 22nd there will be a camera workshop at Valentine Bowling Club titled “Fun photography to practice your camera craft”. This night will be a hands-on series of activities to improve your camera skills. Several stations will require members to take images using various the resources that will be available at that station.

Members will be able to upload their best images (or their best attempts) for others to view and comment on. Bring your camera and tripod! Join in the fun and the challenges.

Members who miss Zoom presentations can view theses as videos on the website by following the links under "Educational Resources" in the Zoom Presentation tab.

Any ideas for Zoom presentations, Workshops or Photoshoots please contact me. We need your input!

SKIFFY

Raw image challenge continues for March with an image available for download in week 1. Your edited image must be uploaded by 31st March. It is easy to enter just download the raw file from the competition on the website, edit the image, try out some editing techniques or try a new profile and convert to EDI before you upload back to the club website.

Then you get to judge the competition and see how others have edited the image.

I have colour calibration Spyder for calibration of monitors along with matt boards at \$2 each.

PSA INTERCLUB COMPETITION

Results for Round 2 are not yet available.

Entries for Round 3 will be open on the club website on March 1 and will close on April 1. Sections are Colour, Monochrome, Nature, Photojournalism and Photo Travel. ALL club members are invited to submit one entry per section.


If you have any questions, please contact Roy Killen.

JUST THREE

With Chris Mannweiler

Reflections

This image for me encompasses several aspects of photography that I now appreciate. These include diversity, creativity, person challenge and growth and most of all having fun and trying new things. Light painting was new for me and after Bill's hands on tutorial at the meeting, I wanted to explore the possibilities.



SKIFFY

Aviation.

My passion is all things aviation. Static images for me are not the challenge. For me capturing how these machines travel through the air and how the air reacts to the aircraft is amazing. The other challenge with aircraft is camera skills when panning, awareness of background, camera settings and the sense of total unpredictability of what you capture.



A Stormy Night

Nature is one of the things that provides us with amazing opportunities to capture incredible moments in time. Storms are incredible things to watch and take images of. Lightening is a to me, nature demonstrating her raw power and it's humbling, as shown in this single image across Lake Macquarie.

SKIFFY



2023 PORTFOLIO EXERCISE

Our 2023 portfolio exercise will “kick-off” later in March so there is still time to join the group. The exercise will involve meeting online via ZOOM meetings each month. Roy Killen and Craig Parker will facilitate the group guiding participants in the selection of their topic and in the capture of images and the drafting of the ‘statement of intent’. Like last year the exercise will culminate in a presentation to the club in October.

Julie Brooks tells me that if you can check out the magazine Australian Photographer this month you will find some great portfolio ideas featured in the Australian Photographer of the year story.

A couple of our club’s portfolio’s from 2022 are included below.



SKIFFY

“Norfolk Remnants” – Phil Whiteman



“Birds and Their Food” – Bob Todd

Instagram

The club runs an Instagram page. Each month our competition award winners will be contacted to request if they would like their image placed on the club’s Instagram page. This allows the Club to promote the competitions and the Club to hopefully attract new members.

The decision to share an image on our Instagram page rests with the image owner. If you would like more information about Instagram, please contact committee member Carol McGrath via email at belmont16sphoto.insta@gmail.com

Buy, Swap and Sell

With Julie Brooks

Email me a photo or two of your items, a brief description including the all-important technical specifications, your price and email address.

SKIFFY

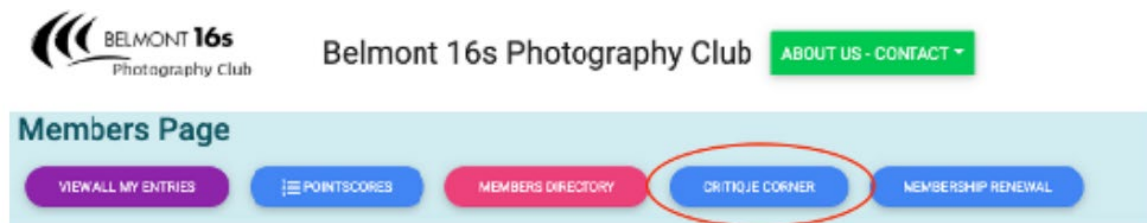
Critique Corner

Critique Corner aims to help members to fine-tune potential entries by gaining feedback from other members before the image is entered into a competition.

All members, regardless of experience are encouraged to upload images and make comments on images. The aim is to help each other to develop both your image capture and processing skills, and to take the judges' point of view when assessing an image. There are no grades within this activity.

Each member can upload one image per category. Once uploaded you can use this image in an upcoming competition. You can remove the image and replace it with another image whenever you choose.

The critique corner is accessible from the Members page as shown below:



SKIFFY

Club Equipment

With Greg Carruthers

Please contact Greg if you would like to borrow any of the club's equipment, so if you need to borrow the mat board cutter or Spyder or, you would like to purchase mat boards to mount your images.


Greg's details can be found in the members link on the club website.

Normally, Greg would bring some boards along to competition nights for members to purchase at \$2 per board. However, as we are not having competition nights at the moment and you'd like to get ready for when we do please contact Greg via text or email to arrange supply and pick up.

Stay Connected



Club Website



Belmont 16s Photography Club

SKIFFY

Committee Details

President	Vice President	Secretary	EDI & Judge Co-ordinator
Dennis Archibald	Vacant	Susan Slack	Di Schofield
Treasurer	Membership Co-ordinator	Webmaster	Zoom Coordinator & Equipment Loans
Liz Woods	Joy Thomas	Colin Woods	Greg Carruthers
Presentations Co-ordinator	Social Activities	Newsletter Editor	Club Patron
Greg Carruthers	Barb Hunter & Katherine James	Julie Brooks	Les Porter 4958 5840 www.Lesporter1.com.au
Committee Members			
Barbara Hunter, Bill Chambers, Bob Todd, Diane Schofield, Greg Carruthers, Julie Brooks, Katherine James, Carol McGrath and Roy Killen.			
Please feel free to contact any of the Committee members to discuss club matters and to have those matters raised at a Committee meeting.			
The Committee meets at 7pm on the first Wednesday of each month.			