

Skiffy

Belmont 16s Photography Club



Welcome to the February 2023 Edition

Welcome to this month's edition of our Photography Club newsletter. skiffy16sphotographyclub@gmail.com

Wow, we have a bumper edition of Skiffy for you this month. So much to read and enjoy. Check out our new column - Just Three, with sincere thanks to our first columnist, Terina Vale. Check it out and if you are inspired to do the same send your 3 images and comments through to Dennis Archibald.

We had a wonderful excursion out to Caves Beach a couple of Wednesdays ago. It was soooo good to get out with like minded people, enjoying the location, the landscape and the people. I especially enjoyed seeing so many kids enjoying the last of the school holidays exploring the beach, rock pools, crevices and caves.

I'll be zipping off on the 19th of February to the South Island of New Zealand for an adventure that I'm so excited to go on. I love landscape photography so I'm going to be in hog heaven, snapping away and hopefully coming away with a giant hard drive full of some great images to share in upcoming competitions.

While I'm away Dennis will be in charge of Skiffy. See you all later in March!

CONTENTS

[President's Message](#)

[Judging & EDI Set Subjects](#)

[Presentations & Workshops](#)

[Photography Society of America \(PSA\)](#)

[Raw Challenge](#)

[Buy, Swap & Sell](#)

[Save the date...](#)

[Club Instagram](#)

[Set Subjects 2023](#)

[Committee Details](#)

[Macro Photography](#)

Welcome to our February issue of Skiffy

With Dennis Archibald, President

We had a very good attendance of around 50 members to our January meeting which included the extraordinary meeting about the future of our club and the January Print night. Pleasingly we had just over 40 print entries so it would be great to see as many and more this month.

Our next club night will be at the Valentine Bowling Club at 7.00pm on Wednesday 8th February. Our meeting will start as normal at 7.00pm with a short presentation by Barbara Blades from the Entrance Camera Club on their portfolio exercise in 2022. Following Barbara's presentation, we will have our normal break for refreshments and raffles, then the judging of our February print entries.

Again, can I encourage members who are attending the club nights to join the Valentine Bowling Club (VBC) as social members. The club is allowing us to use their upstairs function room without charge for our meetings and they welcome any support that our club can provide in return.

Our Club Treasurer

I would like to welcome our new Treasurer, Ruth Keech. Ruth was elected to her role at our AGM in August last year but was unable to takeover until now due to travel commitments. Welcome Ruth and glad to have you on the our committee in this important role.

On the same vein I would like to thank Liz Woods for her contribution to the club during her time as Treasurer and for her diligence and dedication to the club whilst we waited for Ruth to be in a position to takeover. Thanks Liz.

2023 Membership Club Fees

Please hold off on paying your 2023 club membership fees. We are going through the process of setting up our new incorporated entity and we will, as a result be increasing our annual club membership fees. We are yet to settle on the amount but will advise the details once these are known. If you have already paid a fee for 2023 this will be taken into account when we call for payment of fees.

We will also not be processing payments by PayPal. Instead, we will be asking members to pay their fees by electronic funds transfer.

Our Club Patron Les Porter

With Dennis Archibald

Our Club is very lucky to have Les as our patron. If you want to buy or sell camera equipment of any sort along with purchasing consumables such as ink and paper it is worthwhile talking to Les. I personally found his shop at 42 Farm Street, Speers Point fascinating. To me it is always interesting to explore people's places of work and Les' passion for photography, in particular black and white photography is very evident.

I had my first experience in a dark room and I mean dark! No dark room safe light in Les' setup which speaks to his years of experience in working in black and white film processing. Les is very approachable and helpful and is a valuable resource to our club members.

The screen shot below is from his website <https://lesporter1.com.au/> which gives members who may not know Les personally some good information on his business.



Les Porter Photography

Leading provider of Photographic Supplies

Since 1964 Les Porter has been regarded as a leading provider of photographic supplies for professional & amateur photographers, schools & universities.

Les who...Les Porter...Almost every professional, amateur or tertiary student photographer knows Les Porter. Les has been in the Photography business for 49 years and is master at Black and White Processing & Printing.

He has Darkroom facilities available to students & provides a helping hand to produce quality photographs. At the business end of the company, Les is the man for ILFORD, FOTOSPEED, FUJIFILM, & EPSON.

Les sells FILM, Epson and Canon, Printers and Scanners, PHOTOGRAPHIC & INKJET PAPERS, CHEMICALS, PRINTER INKS Australia-wide to high schools, universities, amateurs and busy professionals...for commercial shoots...for weddings...for portfolio assignments and fine art work. Les Porter runs a 15 hr a day business – so call him, you'll get GREAT service and GREAT prices.



In Focus Women

by Terina Vale

In Focus Women is a community started by two female landscape photographers Steph Vella and Sarina Jackson, dedicated to celebrating and supporting women in landscape photography from all around the world.

In September 2022 they held their first photography exhibition in Sydney in which I was lucky to be a part of, and exhibited two of my images. A book was also published as part of the exhibition. Both images were captured with my drone at a workshop around Victoria's Sea Lake region.


I sold my first framed print at the In Focus Women exhibition ('Blooming Landscape') and that 'The Climb' received second place award at the show.

[In Focus Women](#) exhibition and book launch

Blooming Landscape



The Climb



You can follow In Focus Women via Instagram, Facebook or their webpage.

Just Three

With Terina Vale

Coast Life

Seascapes is my favourite subject to photograph. You could go to the same location every day and chances are it would look different every time. I feel so lucky to live near the coast and Newcastle has so many beautiful coastal spots to photograph. I particularly love to go out with my camera when the swell is big to capture the water flow.



Cheeky girl

I love photographing animals and trying to capture their personality. This gorgeous galah loved to dance and flap around in front of the camera. This image always makes me smile.



Newy Baths

Drone photography provides an incredible and unique view, something that you just can't capture on the ground with your camera. I just love it.



Judging and EDI Set Subjects

With Di Schofield

Next Club Print Competition Evening:

7pm Wednesday 8th February 2023

Entries must be submitted online by:

11:59pm Sunday 5th February 2023

Judges this month:

Prints:	Helen Walker
EDI Colour and Mono:	Susan Slack
Set Subject Urban Wildlife:	Colin Schofield

SET SUBJECT FEBRUARY 2023

Urban Wildlife

Colin Schofield Judge

As Nature photographers we are so used to ignoring scenes featuring animals and birds that include a human element that it is sometimes hard to rethink the rules for urban wildlife photography.

We tend to say I don't have much wildlife near me but really anyone can encourage some wildlife by offering inducements of food to land in your own backyard. Magpies, kookaburras, butcher birds, seagulls can all be seen eating and sometimes stealing hamburgers, chips, mince meat, grains that we, as wasteful animals ourselves, would normally throw out. Visit the local parks or shopping centres for ideas. Also, you may see smaller critters such as frogs in a drainpipe, snakes curled up on a chair or in a shed, lizards who enjoy the warm spots we leave out for them. Mammals such as possums may also live right near you.

The links below may have some helpful ideas also. The last link is a book reference but could be considered helpful as it is aimed at Australian urban scenes.

<https://www.naturettl.com/urban-wildlife-photography/>

<https://www.australiangeographic.com.au/topics/wildlife/2021/02/urban-wild-photography-tips/>

<https://www.bookdepository.com/A-Guide-to-Urban-Wildlife-Prof.-Christopher-B.-Daniels/9780733328039?>

[redirected=true&selectCurrency=AUD&w=AF45AU9SS9RQ22A8VTJS&gclid=Cj0KCQjw1vSZBhDuARIsAKZlijRaVSsx3yl5QfgJyNfm5OEcwXXIjWiZJi7h6zA2PeJgrj3tFTlksssaAtCkEALw_wcB](https://www.bookdepository.com/A-Guide-to-Urban-Wildlife-Prof.-Christopher-B.-Daniels/9780733328039?redirected=true&selectCurrency=AUD&w=AF45AU9SS9RQ22A8VTJS&gclid=Cj0KCQjw1vSZBhDuARIsAKZlijRaVSsx3yl5QfgJyNfm5OEcwXXIjWiZJi7h6zA2PeJgrj3tFTlksssaAtCkEALw_wcB)

Zoom Report

With Greg Carruthers

Zoom presentations occur on 3rd and 4th Wed of each month at 7pm and everyone is welcome. The calendar for future workshops can be found on the website under the Zoom Presentation Calendar link.

REMINDER: the link for all club Zoom workshops can be found on the website


Like to join in? Not sure how? Please contact Greg Carruthers
0410 629 620 or, gkcarruthers@gmail.com

See the latest post on the website for more information and how members can become involved.

Upcoming Presentations and Workshops

With Greg Carruthers

Our first outing away from Valentine of 2023 was at Caves Beach where we had a Snap of over 25 keen photographers invading the caves, rock ledges and beach. It was a lovely sunset shoot, with lots of people enjoying exploring the beach before school returned.



Zoom Presentation

Day: Wednesday

Date: 22/02/2023

Time: 6:45 login for 7pm start

This session will look at editing some images from Caves Beach photoshoot involving HDR, focus stacking, blending of images etc using Lightroom and Photoshop.

NOTE: this presentation will be aimed at beginners level

Workshop with Bill Chambers

Day: Thursday
Date: 16/02/2023
Time: 7pm
Location: Valentine Bowling Club
Cost: Gold Coin Donation
Bring: Your camera and any macro gear you have!

Come along and have some fun, learn and practice macro photography.

This year we have started our workshop program and are looking forward to the ongoing mix of Zoom sessions and hands-on activities or photoshoots at various locations. It may be that photoshoots etc will not occur on the usual 3rd and 4th Wednesday of the month but, will need to be held on the weekend or another time.

It is important that the Committee tries to present activities and workshops that meet the requirements of the members.

Tell us what you'd like to do - we are very keen to hear your suggestions. Please send them via email to myself or other Committee Members. What is it that you would like to learn in 2023?

Do you have a suggestion for a workshop or activity?? Ideally we need activities that appeal to both beginners to accomplished photographers and everyone in-between.

Raw Challenge 2023

With Greg Carruthers

The Raw Image Challenge will again be happening this year and this months challenge is available for download NOW!

Select the competition from the members area and download the raw file. Then use your editing software and upload your edited EDI image before the end of the month.

Club members will then vote on the winning image. Any questions or issues let me know. Image included below.



Set Subjects for 2023

January – A Face to Remember

Peter O'Brien Judge

Photography is now so common that a lot of people just snap away without thinking, and treat the images as a normal part of our throwaway society. Photography is a powerful tool to preserve history and memories. So often, there is regret that a photograph has not been taken. Capture the face of someone who is close to you. The subject should not be posed. The image must portray their character. Studio or set-up images are not acceptable.

February – Urban wildlife

Colin Schofield Judge

As Nature photographers we are so used to ignoring scenes featuring animals and birds that include a human element that it is sometimes hard to rethink the rules for urban wildlife photography.

We tend to say I don't have much wildlife near me but really anyone can encourage some wildlife by offering inducements of food to land in your own backyard. Magpies, kookaburras, butcher birds, seagulls can all be seen eating and sometimes stealing hamburgers, chips, mince meat, grains that we, as wasteful animals ourselves, would normally throw out. Visit the local parks or shopping centres for ideas. Also, you may see smaller critters such as frogs in a drainpipe, snakes curled up on a chair or in a shed, lizards who enjoy the warm spots we leave out for them. Mammals such as possums may also live right near you. The links below may have some helpful ideas also. The last link is a book reference but could be considered helpful as it is aimed at Australian urban scenes.

<https://www.naturettl.com/urban-wildlife-photography/>

<https://www.australiangeographic.com.au/topics/wildlife/2021/02/urban-wild-photography-tips/>

<https://www.bookdepository.com/A-Guide-to-Urban-Wildlife-Prof.-Christopher-B.-Daniels/9780733328039?>

[redirected=true&selectCurrency=AUD&w=AF45AU9SS9RQ22A8VTJS&gclid=Cj0KCQjw1vSZBhDuARIsAKZlijRaVSsx3yl5QfgJyNfm5OEcwXXIjWiZJi7h6zA2PeJgrj3tFTlksssaAtCkEALw_wcB](https://www.bookdepository.com/A-Guide-to-Urban-Wildlife-Prof.-Christopher-B.-Daniels/9780733328039?redirected=true&selectCurrency=AUD&w=AF45AU9SS9RQ22A8VTJS&gclid=Cj0KCQjw1vSZBhDuARIsAKZlijRaVSsx3yl5QfgJyNfm5OEcwXXIjWiZJi7h6zA2PeJgrj3tFTlksssaAtCkEALw_wcB)

March – Macro

Bill Chambers Judge

True macro is accomplished with the help of a dedicated macro lens which can be used to accomplish a minimum of 1:1 object magnification. However, even without a specialised macro lens, utilising cheap Close-Up Diopter lenses (screw in to filter threads), close up photography accomplishes its outcome of capturing a high degree of detail and texture in its subject matter. The resulting macro images show an amount of detail that cannot be captured by the naked eye.

Using Everyday Objects as Macro Subject Matter

One of the best things about macro photography is that it can make even the most ordinary subjects look fascinating. When looking to capture macro subjects, consider camera settings that leverage:

- Depth of field
- Shutter speed
- Aperture (f-stop)
- Texture and colour

To help you get you started, here is a list of everyday objects you can use to experiment with macro photography:

- | | | | |
|----------------------|-----------------------|--------------------------------|--------------------|
| - Fruit / Vegetables | - Flowers/Leaves | - Feathers | - Kitchen Utensils |
| - Toys | - Water Droplets/Rain | - Stones/Rocks/Sandstone/Brick | |
| - Eyes | - Stationary | - Handwriting | - Buttons |
| - Jewellery | - Cutlery | - Paint/Peeling/Spots | - Smoke |
| - Tinfoil | - Seeds | - Matches | - Insects |
| - Needles | - Bark/Moss/Fungi | - Shells | - Pencils/Pens |
| - Coins | | | |

Now that you have a better idea of the types of objects that can be used for macro photography, it's time to make the genre your own with your personal touch.

Macro photos make a great addition to a photographer's Portfolio because they show off one's skill knowing which aperture, shutter speed, and camera lens to use.

April – Motion Blur

Dennis Archibald Judge

Motion blur is a long exposure photography technique that lets you convey the feeling of movement or action in a still image.

Whereas some action shots freeze a moving subject with fast shutter speeds, motion blur uses slow shutter speeds for long exposure photos that blur the point of movement.

Adobe defines motion blur photography as follows - "Whether you want to create a sense of speed with taillights streaking down a highway at night or capture the abstract look of people crossing a busy intersection, motion blur lets you see a scene in a way that lets you express a new perspective on reality.

<https://www.adobe.com/au/creativecloud/photography/discover/motion-blur-photography.html>

Images may be in colour or monochrome and will be judged by how well the photographer has captured a feeling of movement and how does that movement contribute to the storytelling of the image.

May – Rain through a window

Julie Brooks Judge

Rain can be dramatic or it can be subtle, and as a photographer, it makes for unique photographic opportunities that most people don't think about until they see it in an image.

Capturing rain through a window is a wonderful technique for creating abstract rain imagery. Look for patterns in the raindrops and bright lights or colours outside the window for more interesting results.

Of course, not every rainy window picture is equally beautiful. To get a striking photo, you'll have to think carefully about your subject, technique, and composition.

Experiment with bright colours and bokeh, take images in mono, make the subject in your composition recognisable or, add a subject to the window.

June - Texture in Photography

Ruth Keech Judge

Texture is the variation in depth of the surface of an object and refers to the way an object feels to the touch or looks as it may feel if it were touched. The appearance of this in a photograph can change with choice of lighting, focus, shutter speed and how far you are away from the object. A successful shot will give the viewer a sense of what the feel of an object is through the choices they make before they press the shutter button.

The purpose of this topic is to make the texture the main subject in the picture rather than enhancing another subject. Choosing the best lighting, distance, focus and shutter speed to depict the texture chosen will be used in judging. For the purposes of this competition, the textures should be captured in camera. Textures added using Photoshop are not allowed.

<https://digital-photography-school.com/texture-design-element/>
<https://shotkit.com/texture-photography/>

July - Night Photography

Bob Todd Judge

Night Photography can solve one of the major problems we all face as photographers which is that we are faced with ordinary scenes that just aren't very interesting. But the same scenes shot at night can make a really interesting photograph. While I don't mind if the night sky is included I am not looking for shots that are specifically or mainly Astro photography.

There are many sources for inspiration, here are a couple:

Beginner's Guide to Night Photography

<https://www.adobe.com/au/creativecloud/photography/discover/night-photography.html>

The Ultimate Guide to Night Photography (digital-photography-school.com)

August - Lake Macquarie Landscape

Roy Killen Judge

A landscape image of any part of Lake Macquarie. It must have the lake as a significant part of the image and include a strong foreground element to add interest.

Images will be judged on their pictorial qualities, story-telling and originality.

The image must be taken after 1st January 2023.

September – Shooting an interesting shopfront

Sue Slack Judge

We walk past great shopfronts every day and there is no need to travel far to shoot some of these. You may want to feature the whole front, the display, signs and you may want to include people, dogs, flowers etc in your shopfront photo. These can give different perspective and scale to the shot.

If you are stuck, click on this link below which has some handy hints to get you started. Remember to take lots of shots at different angles but straighten horizons, etc.

Composition will be key here and helps tell a story about the shopfront.

<https://www.theshopkeepers.com/how-to-shoot-a-shopfront/>

October – Animal or Human *Living* Body Parts

Helen Walker Judge

Part of the body must be the main focus of the image. No whole of body images. Animal or human, e.g. eyes, hands, feet, hair, chest, etc.

Can be colour or mono and must be taken from live subjects.

Photographic Society of America (PSA)

Interclub Photographic Competitions

With Roy Killen

An overview of the PSA Interclub competitions and the definitions for all sections can be downloaded for the "Club Documents" page of the club website. If you have questions about any of these definitions please contact Roy Killen.

Please remember that you cannot enter any image that has been used to represent the club in any previous PSA Interclub competition. If you are a member of several clubs (e.g. Belmont and Wangi) you can enter for only one club.

PSA Interclub – Round 2

The following Club members had images selected to represent the Club in Round 2 of the PSA Interclub competition. Results should be available by the end of March.

COLOUR – Alan Hinde, Carol McGrath, Chris Mannweiler, Dennis Archibald, Helen Walker, Trevor Cotterill.

MONOCHROME – David Richards, Diane Schofield, Helen Walker, Margot Hughes, Roy Killen, Terina Vale.

NATURE – Alan Hinde, Bill Chambers, Margot Hughes, Roy Killen, Terina Vale, Trevor Cotterill.

PHOTO TRAVEL – Alan Hinde, Chris Prior, Denis Archibald, Margot Hughes, Roy Killen, Trevor Cotterill.

PHOTOJOURNALISM – Dennis Archibald, Don Anderson, Helen Walker, Jennifer Carrigan, Margot Hughes, Roy Killen.

If you have any questions, please contact Roy Killen at: roykillen@mac.com

Our Photography Club Instagram

If you have some images you'd love to share please go to our Insta account and post some images for our members and followers to enjoy. An excellent opportunity to strut your photographic stuff online. Instagram is a social media site that was developed specifically for people to post, share and comment on photo's from Club members.



Buy, Swap & Sell

With Julie Brooks

Email me a photo or two of your item, a brief description including the important tech specs, your price and contact details.

It's been pretty quiet on the Buy, Swap and Sell page this past year! If you have anything that you'd like to buy, sell or swap please let me know.

What's On

1/02/2023, 7pm Committee Meeting (Conducted over Zoom)	5/02/2023, 11:59pm February print & EDI entries due.
8/02/2023, 7pm Club night including print competition.	18/02/2023 In person workshop details to be advised.
22/02/2023, 7pm Zoom Presentation Editing images involving HDR, focus stacking, blending of images etc using Lightroom and Photoshop	

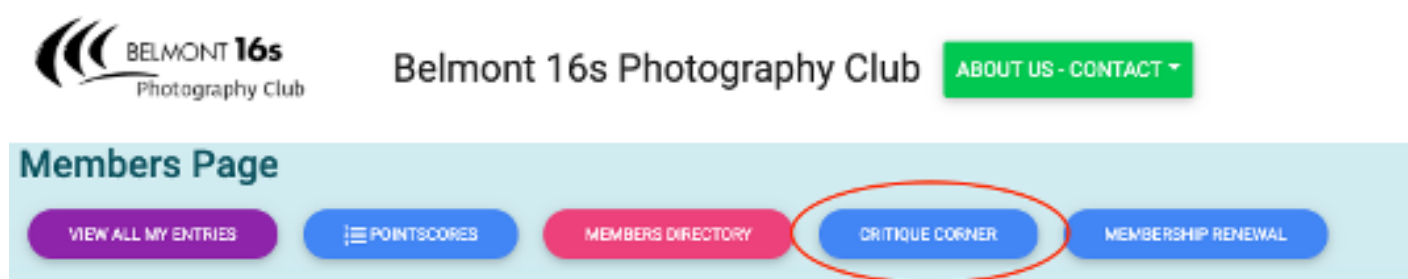
Critique Corner

Critique Corner aims to help members to fine-tune potential entries by gaining feedback from other members before the image is entered into a competition.

All members, regardless of experience are encouraged to upload images and make comments on images. The aim is to help each other to develop both your image capture and processing skills, and to take the judges' point of view when assessing an image. There are no grades within this activity.

Each member can upload one image per category. Once uploaded you can use this image in an upcoming competition. You can remove the image and replace it with another image whenever you choose.

The critique corner is accessible from the Members page as shown below:



Club Equipment

With Greg Carruthers

Please contact Greg if you would like to borrow any of the club's equipment, so if you need to borrow the mat board cutter, Spyder, scanner or, you would like to purchase mat boards to mount your images.

Greg's details can be found in the members link on the club website.

Normally, Greg would bring some boards along to competition nights for members to purchase at \$2 per board.

Stay Connected



Club Website



Belmont 16s Photography Club

Committee Details

President	Vice President	Secretary	EDI & Judge Co-ordinator
Dennis Archibald	Greg Carruthers	Susan Slack	Di Schofield
Treasurer	Membership Co-ordinator	Webmaster	Zoom Coordinator & Equipment Loans
Liz Woods	Joy Thomas	Colin Woods	Greg Carruthers
Presentations Co-ordinator	Social Activities	Newsletter Editor	Club Patron
Greg Carruthers	Barb Hunter & Katherine James	Julie Brooks	Les Porter 4958 5840 www.Lesporter1.com.au
Committee Members			
Barbara Hunter, Bill Chambers, Bob Todd, Diane Schofield, Greg Carruthers, Julie Brooks, Katherine James, Phil Whiteman, Ruth Keech and Roy Killen.			
<p>Please feel free to contact any of the Committee members to discuss club matters and to have those matters raised at a Committee meeting.</p> <p>The Committee meets at 7pm on the <u>first</u> Wednesday of each month.</p>			