

Skiffy

Belmont 16s Photography Club



Welcome to the April 2022 Edition

Welcome to another bumper edition of our Photography Club newsletter. skiffy16sphotographyclub@gmail.com

Great news! We are returning to some face-to-face activities together. You can read all about it in our President, Dennis Archibald's, up date in the Welcome Back to F2F section.

Sadly, I've been reliably informed that there were **no** B Grade member entries into our March competitions!! Please, if you are in B Grade get your images into our online competitions and get ready with your prints for this week and the months to come. It's very exciting to finally be back in person.

In other news, I am off for a 3-month, once-in-a-lifetime European journey with my Mum, hence I will be handing over the Editorial duties of Skiffy into the very capable hands of Dennis Archibald and Carol McGrath. I am due to return to duty for our August or, perhaps September edition of our Newsletter.

Enjoy the return to our previous wonderful, in person normal, with real live images, judges, contestants, friends and members. Take care and I will see you in the Spring 🌸🐝

CONTENTS

Judging & EDI
Set Subjects

Welcome back
to F2F 🤗

Presentations &
Workshops

April Raw
Challenge

Flat Lay
Photography

Buy, Swap &
Sell

Photography
Society of
America

Club Instagram

What's on in
April?

Committee
Details

Lake Macquarie
International

Judging and EDI Set Subject

Next Club Print Competition - June 2022 (TBC)

With Di Schofield

March competitions have now been completed and released. Due to extenuating circumstances, Michelle Kennedy did not judge the set subject, Creative. This was judged as a joint effort by Roy Killen and myself.

Michelle says that "authors do need to be thinking of their images like painting and artwork where they are trying to convey a message or story"

Roy and I have a couple of comments about making creative images, please consider the following:

- Start with a clear idea of the message that you want viewers to interpret from you image.
- Don't rely too heavily on filters.
- Don't use clip art; take photographs of images or, download images from the web.
- When using different elements, make sure that they are all related.
- When creating images, make sure that the technical work is very well done.
- Watch perspective/proportion.
- Watch that shadows and lighting run in the same direction.

😊 In very good news, Michelle has promised to run a workshop on how to approach Creative Images.

April Judges:

Peter Ryan - Colour

Dennis Archibald - Monochrome

Carol McGrath - Set Subject "Shadow"

We use experienced photographers and judges.

Special call to B Graders: Where are you?? We would love to see what you have been up to. Get your entries to our monthly EDI competitions and then into our print comps when they return very soon!
Set Subject Competition Definitions

Please plan your set subject entries well in advance of the competition. Make sure that you refer to the definition and that you understand it.

If you have any questions concerning a definition, please contact the Judges' Co-ordinator, Diane Schofield, who will contact the author/judge for verification.

Belmont 16s Photography Club

With Dennis Archibald, President

I'm pleased to announce the Club will resume face to face meetings commencing on Wednesday 13th April, starting at 7.00pm in the upstairs room at the Valentine Bowling Club (VBC). These meetings will continue on the 2nd Wednesday of each month at VBC whilst renovations are continuing at Belmont 16s.

Our April and May meetings will have individuals agendas and our normal print competitions will recommence at the June meeting. We anticipate that given the disruption over the last two years that entries in print competitions will take awhile to ramp up to what we were seeing prior to Covid.

The draft agenda for the April meeting follows and will be confirmed by post on the club web site closer to the meeting:

- Presidents Update
- March Digital results
- Club Website - Colin Woods will discuss recent changes to the website and answer your questions. I have asked Colin to focus on outlining the capabilities and features of the website with a focus for people new to the club.
- Coffee and tea break

Image Evaluation Forum. This will be similar to on-line sessions. A facilitated forum style discussion on images uploaded to the Club website prior to the meeting.

In relation to meeting protocols the Club will continue to follow the NSW health guidelines in place at the time. Please don't come to the meeting if you are feeling unwell. Wear a face mask if you wish and maintain social distancing recommendations. The room we are meeting in is spacious and seating will be well spaced.

Looking forward to seeing you all at the meeting.

Flat Lay Photography

With Jennifer Carrigan

Here is a further description of our August set subject with some examples for anyone who is having trouble. I hope this helps!

Flat lay photography involves taking a photo directly above a subject. Your lens should be parallel to the surface you are photographing. This is much the same as a drone can take a photo directly looking down on a subject.


To achieve this you can place objects on the floor, on a table or chair and photograph looking directly down upon the subject. This could be achieved by standing on a chair, using a tripod or simply holding your camera and shooting down onto the floor. Some may even find it easier to use a mobile phone!

Subjects can be very minimalistic, from looking down onto a single coffee cup, or more elaborate based on one colour or a theme. Food can make a great subject for flat lay. Some examples of other themes could include: tools, gardening, party, fashion, sewing, a universal colour.....the list is endless!

Objects should be related in order to tell a story. If you google 'flat lay photos' there are lots of ideas!

Experiment with backgrounds, colour, lighting (natural light is also good for this technique) and different layouts to be creative. With regards to lighting, try to avoid creating shadows.

Creativity and thought into subjects and layout is the key! Mobiles may be used, but no drone shots please!



Zoom Report

With Greg Carruthers

Zoom presentations occur on 3rd and 4th Wednesday of each month starting at 7pm and of course everyone is welcome. Simply follow the Zoom link on our webpage.

The calendar for future workshops can be found on the website under the Zoom Presentation Calendar link.

REMINDER: the link for all club Zoom workshops can be found on our website [here!](#)

You will also require the following details:

Meeting ID: 458 173 5271

Passcode: 0JDgWT

Like to join in and not sure how? Please contact Greg Carruthers

Upcoming Presentations and Workshops

With Greg Carruthers

Presentations this month include Astro for beginners April 20th and a follow up How to Edit your Astro images on May 25th between these 2 dates will be running 2 nighttime shoots one to capture the stars and another to cover basics of light painting the foreground at night. All aimed at beginners to intermediate photographers. Note change of date.

Bill chambers will be presenting "Water droplet photography" on April 27th. This presentation has been brought forward.

If you have any ideas for future workshops or, would like to try presenting please give me an email.

April Raw Image Challenge

With Greg Carruthers

View this on our [website](#).

It's time to practice up on those editing skills! The raw image challenge will occur each month for 2022. To become involved simply go to the competition entry area and find the "March Raw Challenge " Find the blue "download file" button to download the raw file to your device or computer. Now edit the file using your favourite editing program and upload the EDI before the last day of the month. Members will be able to view and score the images.



You can easily see how others have edited the same image and pick a winner. This months image is of a Catherine Hill Bay Jetty - changes such as sky replacement are not allowed.

April Image Evaluation

With Dennis Archibald

Exciting news, as per my March 18 & 29 posts one of the agenda items for our April meeting will be a digital image evaluation session at Valentine Bowling Club meeting on Wednesday 13th April.

I'm pleased to announce the club will resume face to face meetings commencing on **Wednesday 13th April, starting at 7.00pm** in the upstairs room at the Valentine Bowling Club (VBC). These meetings will continue on the 2nd Wednesday of each month at VBC whilst renovations are continuing at Belmont 16s. Our April and May meetings will have individuals agendas and our normal print competitions will recommence at the June meeting. We anticipate that given the disruption over the last two years that entries in print competitions will take a while to ramp up to what we were seeing prior to Covid.

Our Club website is now ready to accept two images per member. If you have some images that you would like to be discussed on the night here is the perfect opportunity.

Most importantly, please upload your images by Sunday 10th April.



Welcome to the Jungle, Honourable Mention - Carol McGrath

Photographic Society of America (PSA)

With Roy Killen

PSA INTERCLUB COMPETITIONS – RESULTS FROM ROUND 2

OPEN SECTION

The only award we received this round was a HM for Roy Killen's image called "Brown Eyes". Based on the scores awarded to each of our six images, Belmont 16s came seventh out of 24 clubs. The combined results from Rounds 1 and 2 have us in second place – one point behind Wangi Workers Camera club.

NATURE SECTION

We did not get any awards in this section.

The club came 20th out of 24 clubs and that put us 15th in the overall rankings for Rounds 1 and 2.

PHOTO TRAVEL

We did not get any awards in this section.

The club came 15th out of 24 clubs and that put us 13th in the overall rankings for Rounds 1 and 2.

PHOTOJOURNALISM

The only award we received this round was a HM for Margot Hughes' image called "Cleaning up".

The club came 11th out of 19 clubs and that put us 7th in the overall rankings for Rounds 1 and 2

CREATIVE SECTION

Carol McGrath received HM for her image called "Welcome to the jungle" and Chris Prior received a HM for his image called "Back alley Sally".

The club came 4th out of 21 clubs and that put us 10th in the overall rankings for Rounds 1 and 2

Entries for ROUND 3 must be submitted on our club website by 6th April. All club members are welcome to submit images for possible selection to represent our club. The only restriction is that the images must not have been used as part of one of our club entries in the PSA Interclub at any time in the past. If you have any questions about the PSA Interclub competitions please email roykillen@mac.com.

2022 Photo Festival - Colorado Springs

Looking for something to do in in September this year? What about a photo festival in USA?

If you are into photography and looking to do some post Covid travel, then look no further than the PSA's 83rd Annual [Photo Festival September 21-24, 2022](#). Check it out!

Tomaree
Peninsula
Photography
Club

OPEN DAY

10.00am till 5.00pm

Saturday 23rd April 2022

Soldiers Point Bowling Club, Soldiers Pt Rd

tpphotoclub@outlook.com

www.tpphotoclub.org

Everyone welcome.....Come along and talk to some of our club members, see some of our work and what we do at the club. We are all about learning while having fun and socializing with like minded people.



Lake Macquarie International Circuit (LMIC)

Roy Killen, the driving force and energy behind this competition and who has Chaired the LMIC for the past two years and the Lake Macquarie National for the three years before that, is stepping down from this role. If the LMIC is to continue we need a new Chair. If you are interested in participating, you will not be on your own, and being part of this fabulous event, please contact Roy and he will be happy to discuss.

Our Photography Club Instagram

An excellent opportunity to strut your photographic stuff online. Instagram is a social media site that was developed specifically for people to post, share and comment on photo's from Club members.



What's On?

6/04/2022, 7pm Committee Meeting (Conducted over Zoom)	20/04/2022, 7pm Zoom Presentation - Astro for Beginners
13/04/2022, 7pm April Image Evaluation & Meeting, Valentine Bowling Club	27/04/2022, 7pm Zoom Presentation - Water Droplet Photography

Buy, Swap & Sell

With Julie Brooks

Email me a photo or two of your item, a brief description including the important tech specs, your price and contact details.



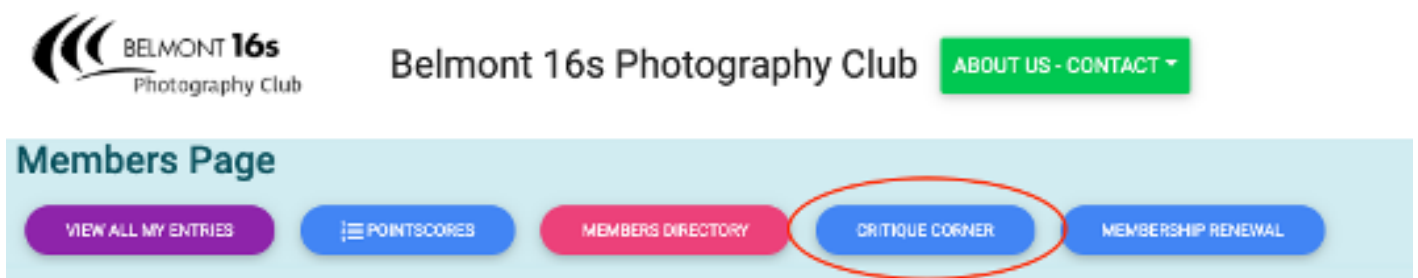
Critique Corner

Critique Corner aims to help members to fine-tune potential entries by gaining feedback from other members before the image is entered into a competition.

All members, regardless of experience are encouraged to upload images and make comments on images. The aim is to help each other to develop both your image capture and processing skills, and to take the judges' point of view when assessing an image. There are no grades within this activity.

Each member can upload one image per category. Once uploaded you can use this image in an upcoming competition. You can remove the image and replace it with another image whenever you choose.

The critique corner is accessible from the Members page as shown below:



Club Equipment

With Greg Carruthers

Please contact Greg if you would like to borrow any of the club's equipment, so if you need to borrow the mat board cutter or Spyder or, you would like to purchase mat boards to mount your images.

Greg's details can be found in the members link on the club website.


Normally, Greg would bring some boards along to competition nights for members to purchase at \$2 per board. However, as we are not having competition nights at the moment and you'd like to get ready for when we do please contact Greg via text or email to arrange supply and pick up.

Stay Connected

Club Website



Belmont 16s Photography Club



**Black Alley Sally, Honourable Mention,
Chris Prior**

Committee Details

President	Vice President	Secretary	EDI & Judge Co-ordinator
Dennis Archibald	Vacant	Susan Slack	Di Schofield
Treasurer	Membership Co-ordinator	Webmaster	Zoom Coordinator & Equipment Loans
Liz Woods	Joy Thomas	Colin Woods	Greg Carruthers
Presentations Co-ordinator	Social Activities	Newsletter Editor	Club Patron
Greg Carruthers	Barb Hunter & Katherine James	Julie Brooks	Les Porter 4958 5840 www.Lesporter1.com.au

Committee Members

Barbara Hunter, Bill Chambers, Bob Todd, Diane Schofield, Greg Carruthers, Julie Brooks, Katherine James, Carol McGrath and Roy Killen.

Please feel free to contact any of the Committee members to discuss club matters and to have those matters raised at a Committee meeting.

The Committee meets at 7pm on the first Wednesday of each month.