

# Skiffy

## Belmont 16s Photography Club



## Welcome to the March 2022 Edition

Welcome to another bumper edition of our Photography Club newsletter.  
[skiffy16sphotographyclub@gmail.com](mailto:skiffy16sphotographyclub@gmail.com)

Unfortunately, as you will probably already know, we are unable to run print nights for the next few months - but, never fear they will be back! We all love and miss these nights to have a chat, meet new people, win a raffle prize, look at each other's creativity and cleverness whilst also learning new and interesting things that can help all of us improve our photography. Here's cheers to that!!

If you are interested in how your images can be used online and what your rights are, you can't go wrong with the following article on [Social media platforms' rights to sub-licence images to third parties](#) from the Arts + Law Community Legal Centre. Arts Law is Australia's independent national community legal centre for the arts, a not-for-profit company who provide free or low cost specialised legal advice, education and resources to Australian artists and arts organisations across all art forms, on a wide range of arts related legal and business matters.

## CONTENTS

Judging & EDI  
Set Subjects

History of  
Photography  
Snippets...

Presentations &  
Workshops

March Raw  
Challenge

13 Creative  
Exercises

Buy, Swap &  
Sell

Photography,  
Social Media &  
the Law

Club Instagram

2022 Portfolio  
Project

Committee  
Details

## Judging and EDI Set Subject

Next Club Print Competition - June 2022 (TBC)

With Di Schofield

Our EDI judges for March will be:


- Colour - Susan Hansell
- Nature - Helen Walker
- Set Subject, Creative - Michelle Kennedy (from the Central Coast Camera Club)

All very experienced photographers and judges.

### Congratulations to Margot Hughes

Margot placed third in the Mobile Phone category of Nokia's Photographer of the Year Awards with an image she entered in our June 2021 EDI competition - a very cute selfie with Delilah, her pet sheep.

(Margot has given permission to use the image)



### Set Subject Competition Definitions

Please plan your set subject entries well in advance of the competition. Make sure that you refer to the definition and that you understand it.

If you have any questions concerning a definition, please contact the Judges' Co-ordinator, Diane Schofield, who will contact the author/judge for verification.

### SET SUBJECT MARCH 2022 – CREATIVE PHOTOGRAPHY

The Images for this section may be colour or monotone. The image may be of any subject matter and **must obviously display a change** in natural colour, form, shape or any combination of these three. All images must be original and may not incorporate elements produced by anyone else. Artwork or computer graphics generated by the entrant may be incorporated if the original photographic content predominates. Images may not be constructed entirely within a computer.

High Dynamic Range (HDR) images without further changes are not considered “Altered Reality.”

# Belmont 16s Photography Club – Public Liability Insurance

With Dennis Archibald, President

Following advice from Belmont 16s Sailing Club (the parent Club) that we would be unable to use the club premises for our print nights and tutorial nights the Committee has been making enquiries about another venue and as you know we settled on Valentine Bowling Club (VBC) as an excellent alternative. This then led to consideration about whether the parent Club's Public Liability Insurance (PL) would cover us whilst we were not meeting on the Belmont 16s premises. What has become clear from these discussions with Club Management is that it does NOT provide cover for any activities that do not occur on their premises. However, VBC's PL Insurance would cover our members either as social members of VBC (if you choose to join) or, as visitors.

Members should be aware that at present there is no PL Insurance cover in place for any other Club activities. Bus outings and ferry trips undertaken in the past may have provided some level of cover via the businesses used to undertake those trips.

Your Committee is continuing to investigate the viability of taking out our own Belmont 16s Photography Club insurance but, in the meantime members need to be aware that there is no insurance cover unless the gathering is on a Club premises. Therefore, social occasions, photo shoots and other outings are not official Belmont 16s Photography Club activities at this time. We are not stopping members from doing anything privately but, at this stage we are not organising any official Club activities that are not on premises where we are covered by PL insurance.

## 13 Creative Exercises for Photographers

With Carol McGrath

I found this [article](#) by Todd Vorenkamp and thought that you might enjoy the content, especially as our March set subject is all about creativity.

I hope that this will give you some food for thought, gets your creative juices flowing and you come up with some fascinating images..

One interesting idea includes:

- Picking a location.
- Standing in one spot
- Make 24 unique photographs while standing in the same place.
- You **cannot** move your feet.

## Zoom Report

With Greg Carruthers

Zoom presentations occur on 3rd and 4th Wednesday of each month starting at 7pm and of course everyone is welcome. Simply follow the Zoom link on our webpage.

The calendar for future workshops can be found on the website under the Zoom Presentation Calendar link.

**REMINDER:** the link for all club Zoom workshops can be found on our website [here!](#)

You will also require the following details:

Meeting ID: 458 173 5271

Passcode: 0JDgWT

Like to join in and not sure how? Please contact Greg Carruthers

## Upcoming Presentations and Workshops

With Greg Carruthers

Presentations for March include March 16th Photographing white birds with Helen Walker and March 23rd Wildlife in India with Andrew Hayes (Andrew is a wildlife photographer from Scotland.)

Anyone who missed any of the workshops can follow the link to Educational resources where you can find video links and passwords for many of the zoom workshops for this year.

If you have any ideas for future workshops or, would like to try presenting please give me an email.

## March Raw Image Challenge

With Greg Carruthers

View this on our [website](#).

It's time to practice up on those editing skills! The raw image challenge will occur each month for 2022. To become involved simply go to the competition entry area and find the "March Raw Challenge " Find the blue "download file" button to download the raw file to your device or computer. Now edit the file using your favourite editing program and upload the EDI before the last day of the month. Members will be able to view and score the images.



You can easily see how others have edited the same image and pick a winner. This months image is of a Catherine Hill Bay Jetty - changes such as sky replacement are not allowed.

# History of Photography Snippets...

## With Bill Chambers

So, what is meant by a "Stop"?

During the early years of photography, the time that it took the camera to create an exposure limited the photographer's ability to record movement and to freeze their subjects while moving.

Photographers were more concerned initially with getting the correct amount of light onto glass surfaces coated with very insensitive (by modern standards) materials that would record the exposure.

A lens without 'stops' would allow the passing of maximum quantity of light possible (depending on the glass used).

If a photographer wanted to reduce the amount of light, they would 'stop' some of it, by pushing a piece of metal with a hole in it into the path of the light passing through the lens.

They would have a number of these pieces of metal, with varying sized holes, which allowed just the right amount of light to pass.

These pieces of metal were known as Waterhouse stops & could also be in the form of 'washers' which were dropped into a slot on the rear of the lens barrel.

The next, improved version is the 'Wheel stop' - here a disc of metal with a series of holes in it is revolved until the correct hole lined up.

Wheel stops, being part of the actual lens barrel, were impossible to lose & became very popular until the final form of stopping, that we are now familiar with - the iris diaphragm came along.

The iris diaphragm has the great advantage of being continuously adjustable.

It must be remembered that in the latter part of the 1800s through to the 1920s, film speeds were incredibly slow - with many images made with minutes of exposure time, so shutters were not needed in the early days - rather the photographer simply replaced the lens cap to end the exposure.

# Photography, Social Media and Copyright

Thanks to Dennis Archibald and Bill Chambers for this interesting article

Most members will be aware that Belmont 16s Photography Club have a Facebook and Instagram page. The Facebook page is private and is curated by Bev Woodman and our Instagram page by Carol McGrath. The Facebook page is used as an informal way for members to share some of their work and to stay in touch, whilst the recently added Instagram page is being used (with the photographers blessing) to display the work of our members as a way of promoting our club and showcasing some of the images that do well in our club competitions.

Bill Chambers who has had some experience in this area has explained that club members who post images on these platforms have "instant" protection under Australian law as soon as the shutter is pressed.

However, that IS NOT the case internationally - especially under US law, which now allows for "Orphaned Works" - which effectively surrenders copyright status for anything that doesn't carry a copyright symbol or an attribution along the lines of "Copyright 2021 Bill Chambers". Copyright certainly doesn't guarantee international protection.

Some will inevitably say "it's only a photo" ... but that image can be worth a lot in some instances.

The Club Instagram page states that all images posted remain the property of the photographer and Carol also encourages members to supply her with images that carry a copyright watermark.

Members need to appreciate that copying and using images obtained on social media platforms should not be done without the permission of the person who has taken that image. "Under Australian law, you must hold all copyright rights in a film or photo in order to publish it online. If not, you must obtain a Release or other written authority from the party or parties having copyright, granting you the right to publish the work online".

This includes sections of someone else's work used in your photography. For those who want to dig into this in more detail they can find information at the following sites.

<https://www.artslaw.com.au/information-sheet/putting-your-film-or-photo-online/>

<https://www.artslaw.com.au/article/photographers-rights-to-their-photos-posted-on-twitter-and-twitpics/>

There are royalty free sites where you can download images if needed for art purposes.

If you have photographed a professional model you should obtain a release before you publish their image on a social media platform and be particularly careful of posting images of children online even if you think you have permission.

Check out this [article](#) about social media platforms' rights to sub-licence images to third parties for some more information.



# Introducing the OM SYSTEM OM-1 Interchangeable Lens Camera

## Review with Bill Chambers

The OM System OM-1 is the first high-end Micro Four Thirds mirrorless camera from OM Digital Solutions, the company that bought the Olympus camera business. It's a rugged, image-stabilized 20MP camera capable of high-speed shooting and offering a range of computational photography modes.

### Key Specifications

20MP quad-pixel AF Stacked CMOS sensor  
(capable of recording 80Mp images)

Environmental sealing rated to IP53

1053 X-type AF points

Blackout-free shooting at up to 50 fps with AF and AE, 120 fps with AF and AE locked

Image stabilization rated to 7EV of correction (8EV with compatible lenses)

4K (UHD or DCI) at up to 60p, in a choice of 8 or 10 bit

1080 capture at up to 240 fps

Twin UHS-II card slots

Recognition-based subject tracking

The camera can achieve up to 10 frames per second (fps) with its mechanical shutter, but this jumps to 120 fps (blackout-free) using the electronic shutter.

It can capture 4K video (UHD or DCI) at up to 60 fps and Full HD (1080p) video at up to 240 fps. Internally, the camera can record H.264 (8-bit) video or H.265 (10-bit) video.

The sensor is mounted to a 5-axis image stabilization system that offers up to eight stops of exposure compensation, which is used to power its 'High-Res Shot' mode that can capture up to 50MP images handheld and up to 80MP images in a special 'Tripod High-Res Shot' mode.

The OM-1 represents a new naming scheme for OM System cameras and is released to coincide with the 50th anniversary of the original OM film SLR. The OM-1 continues to carry the 'Olympus' name across its viewfinder in recognition of this legacy, but it's likely to be the last model that will do so. The OM-1 will be available from early March 2022.



## Lake Macquarie International Circuit (LMIC)

Roy Killen, the driving force and energy behind this competition and who has Chaired the LMIC for the past two years and the Lake Macquarie National for the three years before that, is stepping down from this role. If the LMIC is to continue we need a new Chair. If you are interested in participating, you will not be on your own, and being part of this fabulous event, please contact Roy and he will be happy to discuss.

## Our Photography Club Instagram

An excellent opportunity to strut your photographic stuff online. Instagram is a social media site that was developed specifically for people to post, share and comment on photo's from Club members.





# 2022 Portfolio Project

With Dennis Archibald

A Photographic Portfolio is a body of work that reflects the photographers personal style and photographic interest.

Last year the club ran a "Portfolio Competition" for the first time to allow members the opportunity to expand their skills into another area of photography. This "competition" encompassed a presentation early in the year by Craig Parker who outlined his approach to his Portfolio Grading submission to PSA, the "competition" itself and subsequent judging by Craig and club ZOOM session where the results were presented by Craig and the entrants had an opportunity to discuss their work. There was very positive feedback from members and the club decided to run something similar in 2022.

This year rather than a competition the club will provide an opportunity for members to work in a collaborative mentored group to develop a portfolio of images that could be presented to club members later in the year.

The 2022 Portfolio Exercise will be based on:

Working collaboratively in a study group

The groups will operate as learning groups, not competitive groups

The emphasis will be on participation and contribution

Each group will have an experienced facilitator/leader, not a controller who will mentor the members of the group

Each member will be expected to produce a portfolio of images that includes a title, composite image and a statement of intent. Guidelines for the Portfolio Exercise will allow some flexibility:

- Up to 5 Word Title;
- Up to 75 word Portfolio Statement;
- From 6 to 10 Images as an "Overview Image" with maximum dimensions specified.

During the year:

- Members indicate they wish to participate
- Members are placed into groups. Group size to be determined to allow good participation and involvement.
- Groups have a kick-off meeting (via Zoom) where each person talks briefly about what they are thinking of as a Portfolio Topic; Also establish group ground rules at this session;
- Progress meetings monthly or bi-monthly via Zoom; share, discuss, provide feedback to others; Evaluating others work and giving feedback is also part of the learning process. Limit number giving feedback (say 2 or 3) on each project, but everyone has to give feedback on at least 1 project;
- Could have a guest mentor/speaker once or twice during the year;

At the end of the year, those willing, present their work to the Club, show it and briefly talk about it

If you are interested in becoming involved in the 2022 club Portfolio Exercise please contact myself by the end of February by sending an email to: [bicton36@gmail.com](mailto:bicton36@gmail.com)

If you already have an idea of what your portfolio will be about please provide a short description.

# Buy, Swap & Sell

With Julie Brooks

Email me a photo or two of your item, a brief description including the important tech specs, your price and contact details.



## For Sale

Sigma 18-35mm F1.8 DC HSM Art series lens for Nikon crop sensor camera (ie Nikon DX cameras)

### Overview

Truly a revolutionary product, the Sigma 18-35mm 1.8 DC HSM is the first wide-angle to standard zoom lens to achieve a large aperture of 1.8. Designed specifically for APS-C sized sensors, the Sigma 18-35mm 1.8 translates to 27mm-52.5mm on 35mm camera. Tapping into Sigma's long history of lens innovations, the 18-35mm 1.8 DC HSM incorporates a wide glass moulded aspherical lens with Special Low Dispersion (SLD) glass to compensate for aberrations and curvature at the widest angle. Internal focusing and zooming allows for more usability and functionality.

The 18-35mm is ideal for landscapes, portraits, still life, snap shots, casual, and close-ups and the Hyper Sonic Motor (HSM) ensures smooth, fast and accurate autofocusing. The use of Thermally Composite Material (TSC) reduces size and weight but increases the lens durability. Its new Global Vision design works with its compatibility with the Sigma USB dock for further customisation. A 9 blade rounded diaphragm also creates beautiful background blur. The Sigma 18-35mm 1.8 DC HSM is a new benchmark in photographic history and a must have for every camera bag.

This lens is in perfect condition and comes with

1. Hoya Fusion antistatic UV protection filter 72mm
- 2, Hoya Pro ND64 6stop ND filter 72mm
3. HoyaPro1 digital circular polarising filter 72mm

Asking price \$440

All enquiries and try before you buy for camera club members

Only selling due to upgrade to full frame

Greg Carruthers

0410629620

[gkcarruthers@gmail.com](mailto:gkcarruthers@gmail.com)



## What's On

<b>6/04/2022, 7pm Committee Meeting (Conducted over Zoom)</b>	<b>16/03/2022, 7pm Zoom Presentation</b>
<b>No Monthly Print Competition Due to the impact of covid :(</b>	<b>23/03/2022, 7pm Zoom Presentation</b>

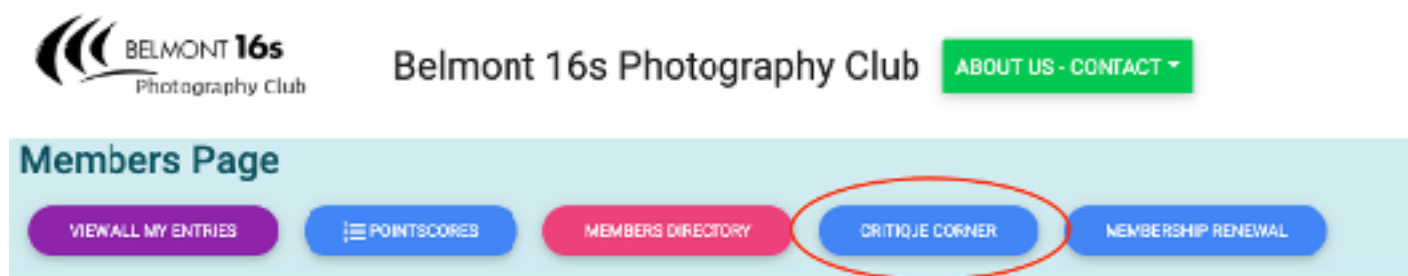
## Critique Corner

Critique Corner aims to help members to fine-tune potential entries by gaining feedback from other members before the image is entered into a competition.

All members, regardless of experience are encouraged to upload images and make comments on images. The aim is to help each other to develop both your image capture and processing skills, and to take the judges' point of view when assessing an image. There are no grades within this activity.

Each member can upload one image per category. Once uploaded you can use this image in an upcoming competition. You can remove the image and replace it with another image whenever you choose.

The critique corner is accessible from the Members page as shown below:



## Club Equipment

With Greg Carruthers

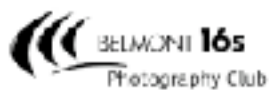
Please contact Greg if you would like to borrow any of the club's equipment, so if you need to borrow the mat board cutter or Spyder or, you would like to purchase mat boards to mount your images.

Greg's details can be found in the members link on the club website.

Normally, Greg would bring some boards along to competition nights for members to purchase at \$2 per board. However, as we are not having competition nights at the moment and you'd like to get ready for when we do please contact Greg via text or email to arrange supply and pick up.

## Stay Connected

## Club Website



Belmont 16s Photography Club

## Support Belmont 16 Footers

Please remember when visiting [Belmont 16 Footers](#) to present your membership card when having a meal and/or something to drink as all of these purchases are credited to our overall membership purchase tally and, if we reach the average spend per member, as determined by 16 Footers, Belmont 16s Photography Club becomes eligible for sponsorship to the value of \$1,000 each financial year. This sponsorship allows us to keep membership prices low, gives us funds to purchase Club equipment and to put on events for members.

The Photography Club Committee would encourage all members to consider the 16s when planning a night out and don't forget to present your membership card when making purchases!

## Committee Details

<b>President</b>	<b>Vice President</b>	<b>Secretary</b>	<b>EDI &amp; Judge Co-ordinator</b>
Dennis Archibald	Vacant	Susan Slack	Di Schofield
<b>Treasurer</b>	<b>Membership Co-ordinator</b>	<b>Webmaster</b>	<b>Zoom Coordinator &amp; Equipment Loans</b>
Liz Woods	Joy Thomas	Colin Woods	Greg Carruthers
<b>Presentations Co-ordinator</b>	<b>Social Activities</b>	<b>Newsletter Editor</b>	<b>Club Patron</b>
Greg Carruthers	Barb Hunter & Katherine James	Julie Brooks	Les Porter 4958 5840 <a href="http://www.Lesporter1.com.au">www.Lesporter1.com.au</a>

### Committee Members

Barbara Hunter, Bill Chambers, Bob Todd, Diane Schofield, Greg Carruthers, Julie Brooks, Katherine James and Roy Killen.

**Please feel free to contact any of the Committee members to discuss club matters and to have those matters raised at a Committee meeting.**

**The Committee meets at 7pm on the first Wednesday of each month.**