

INSIDE THIS ISSUE

PG. 2
Judging & EDI Set Subjects


PG. 3
Mervyn Bishop Exhibition

PG. 4
Presentations & Workshops

PG. 6
Drones & photography

PG. 7 - NEW!
Critique Corner

PG. 8
Buy, Sell & Swap



WELCOME

FEBRUARY 2020 SKIFFY

I can't believe it's February already – where is the year going??

I'm hoping that you, your family and friends have continued to stay safe from all the bushfires and flooding rains and have had a good time snapping away the summer sights – I'm so looking forward to seeing everyone's summertime efforts.

Thanks to everyone who has responded to our survey. The results are being compiled and will be available in the March issue of Skiffy.

If you haven't entered any competitions for a while, or ever, why not give it a try? If you are a little nervous about the print competition try your hand at uploading some in the EDI competitions. It can be a bit nerve wracking, but it is a great opportunity to get some feedback about your work and to see other people's work.

Finally, I would like to welcome any new members to our Club. Please feel free to introduce yourself to existing members, ask questions and please, mine the wealth of experience and knowledge of some incredible photographers that make-up our Club.

Important Messages

- [Membership Renewal](#) is due in March
- Important: The Club Members Survey closing date has been extended to 11:00pm Sunday 23rd February. Hurry and get yours in to have your say now.
- Please check out Critique Corner and get some helpful tips before you submit your images for competition.
- Please feel free to email me if you have any suggestions, ideas or requests for Skiffy: skiffy16sphotographyclub@gmail.com

JUDGE FEEDBACK FROM JANUARY

BY DENNIS ARCHIBALD

Members might recall that Graeme Watson judged our Nature EDI competitions in January. Graeme provided some useful feedback to members including:

"Photography can be reduced to three basic skill sets: camera craft, field craft and editing skills.

Good camera craft will allow competent field craft to produce the best image for skilful editing. By the same token poor camera craft and sloppy field craft can cause lots of problems when it comes to editing.

You will notice that I mention "the Nature Story" repetitively. In nature competitions it is the nature story that is paramount. Judges are reminded that a strong nature story takes precedence over technical issues."

FEBRUARY 2020 COMPETITION

ENTRIES NEED TO BE IN BY 11:00PM

SUNDAY 16TH FEBRUARY

Colour and Monochrome print competitions will encompass large prints across all three grades and small prints in two grades (A and B). Print judging in February will be undertaken by Ian English.

Colour EDI's will be judged by Gary Burgess whilst Denise Perentin will judge our Monochrome EDI competitions. Gary has never judged for us previously. Gary lives in the US and has been introduced to our club by Roy Killen. Gary became a member of the PSA in 2007. He has completed the PSA Image Analysis Course and in 2018 received a PSA Director of the Year Award.

Denise Perentin has judged for us previously and attended our first club tutorial night of the year with Michelle Kennedy. So, she is well known to club members.

Susan Slack from our Advanced Grade will judge the set subject – "Wheels".

SET SUBJECT EDI TOPICS

FEBRUARY - GET YOUR ENTRIES IN NOW!

Wheels – Susan Slack

Any type of physical wheels (no copies of artworks using a wheel). Wheels may be vehicular wheels, ships wheel, potter's wheel, Ferris wheel, flywheel, wheelchair wheels, roulette wheel, etc. I want a story that uses a wheel or wheels as the main element. Try to avoid simply static photos of wheels unless telling a story of a broken wheel for example.

MARCH

Seagulls in Action – Colin Schofield

Members are required to photograph these birds in action – fighting, bathing, flying, catching food (even chips) etc. They must not be taken in a static position. Focus must be on the birds, so the bird must be very dominant in the image. The image must exclude people.

BASIC JUDGING COURSE

Bill Chambers with expert assistance from Roy Killen, have conducted a highly successful first basic judging course with 15 keen and eager learners.

A full wrap will be provided in our March Skiffy.

MERVYN BISHOP: EXHIBITION OPENING

Mervyn bishop will be in town for the opening of his exhibition (14 February from 5:30pm).

Join Uncle Mervyn as he gives a fascinating insight into his work and life as Australia's first Indigenous press photographer.



In 1963 Mervyn Bishop left his hometown of Brewarrina, venturing to Sydney, where he successfully applied for a cadetship at the Sydney Morning Herald. Bishop went on to work at the Department of Aboriginal Affairs in Canberra in 1974 where he covered the major developments in Aboriginal communities throughout Australia. This included his iconic image from 1975 when the (then) Prime Minister, Gough Whitlam, poured a handful of earth back into the hand of Vincent Lingiari, Gurindji elder and traditional landowner.

Q&A with Uncle Mervyn

Saturday, 15 February 2020, 2:00 pm – 4:00 pm

Tickets \$10 includes drinks and catering.

Bookings essential: <https://listenmervynbishop.eventbrite.com.au>

Lake Macquarie City Art Gallery, 1A First Street, Booragul, NSW 2284



Aegean Storm Brewing – Ruth Keech

DANGAR ISLAND CRUISE ON THE RIVERBOAT POSTMAN

Sunday, 15 March 2020

Come along on the picturesque (pardon the pun) Hawkesbury River where we will take a three-hour boat cruise to Danger Island. Once at the Island you have the option to take a guided tour around the historic Island or continue to cruise around.

Cost includes return bus transfer from the 16s to Brooklyn at approx. 9am and returning at approx. 5pm. Please note final pickup times will be advised closer to the date.

Morning tea and a ploughman's lunch are included, with vegetarian and gluten free options available. The boat is fully licensed so you can enjoy a glass of wine, beer or soft drink (at own cost) while you are taking in and photographing the sights.

The boat fits a maximum of 48 people, so get in early to secure you seat for this great opportunity.

\$60 – ADULT

\$50 – CONCESSION/SENIOR

Click [here](#) to pay online



A Burst of Berries – Carol McGrath



Early light at the sea cave – Sue Crickmore

[Go to front page](#)

FEBRUARY PRESENTATIONS & WORKSHOP OPPORTUNITIES

10/02/2020 – 10:00

LIGHTROOM TIPS & TRICKS

WORKSHOP

With Greg Carruthers

This course will run on Monday February 10th at the 16 Footers from 10am for 3hrs.

There may be some available spots for anyone who wishes to attend.

Cost is just \$2

Course outline:

- An overview of lightroom classic (desktop version)
- Setting up your lightroom interphase
- Importing images from your SD card or hard drive
- Sorting and arranging these images into folders and collections
- Editing your images including pre-sets
- Finally exporting your images for EDI and printing so you can enter competitions
- If you have your own laptop running any version of lightroom, please bring it along. If not, we will team you up with another person.

This workshop will be full of tips and tricks to help you edit, organise and export images ready for entering into competitions.

Please contact Greg if you have not already registered and would like to attend.

Contact: gkcarruthers@gmail.com

As this course has shown great popularity, we may consider running this course again later in the year.

PEACOCK – CAROLYN LONG

CLUB PRESENTATIONS

12/02/2020 - 7:15

Alfonso Calero is a multi-award winning professional photographer who will discuss his approach to landscape photography.

Alfonso says, “this job is a mix of all my past jobs. I used to be a Japanese and Spanish speaking tour-guide, taught English in Tokyo and a Professional Photographer for the last 20 + years. Specialising in People and Places as a travel photographer has given me the experience and versatility to shoot in different genres such as Landscape, Street Portraits, Nature, Wildlife and Architecture. The focus on most of my tours is landscapes but in cities, street portraits, architecture and night photography.”

Check out Alfonso’s gorgeous [website](#).

26/02/2020 - 7:15

Len Metcalf has been a regular contributor to our Club over the past few years. Len is a very accomplished creator of beautiful, predominantly monochrome, nature images. Len’s photography style is unique and with over 20 years of teaching experience Len has lots of knowledge and skills to share – you won’t be disappointed.

Check out Len’s [website](#)



THE ETHICS OF DRONES

BY ROB READ

FROM WEBSITE: [BPOTY – Bird Photographer of the year](#)

(Thanks to Bettina Damme for finding this article)

In the last couple of years, Bird Photographer of the Year has witnessed a sharp increase in the number of images taken using drone technology; a growing number of photographers are using it to add another dimension to their wildlife photography. And some of the results are truly spectacular as evidenced by our Birds in the Environment and Young Bird Photographer of the Year winning images in the 2019 competition. However, drones can prove controversial, and their use should be carefully considered to ensure the welfare of the wildlife being photographed remains uncompromised.

Mostly we all want to get closer to our subject, and sometimes this can lead us to make decisions that are detrimental to the very thing we are photographing. Wildlife photographers invest thousands of pounds in lens technology that is designed to bring the subject closer whilst maintaining a respectful distance. Appropriate distance is a difficult challenge to master and the judges often see the obvious signs of stress and unnatural behaviour displayed in some competition images. The majority of affordable drones come equipped with relatively short lenses, necessitating a closer approach in many circumstances. Drones should be employed with care and we urge all photographers to consider the possible consequences to the welfare of the subject during the planning process for all your photography. These machines make a lot of noise at a pitch that is unnatural to most living things, particularly a bird, and is most often perceived as a predatory threat. Flying a machine too close to nesting or roosting birds will likely result in them fleeing or attacking the device. Either way, there can be no positive outcome for your subject.

As amazed as we all are with the innovative ways this new area of photography is being used, there are numerous instances where the photographer placed the importance of getting ‘the shot’ over anything else. An image depicting a flock of birds fleeing their nests and rendering their eggs and young vulnerable to predators is not a positive message in anyone’s book. The BPOTY team and the judging panel are experienced naturalists. We know when something isn’t right and will remove anything ethically questionable from the competition process. But we are photographers too and passionate about our art. In the right hands, we understand and appreciate the potential of drone technology to create some amazing imagery.

Ignore ethics in pursuit of the shot at any cost, compromise the well-being of your subject and you will not pass the scrutiny of the judging panel for this competition. However, use this amazing technology to observe and capture the natural world while demonstrating the utmost respect for it, and you may be rewarded.

DON'T FORGET TO HAVE A LOOK AT CRITIQUE CORNER

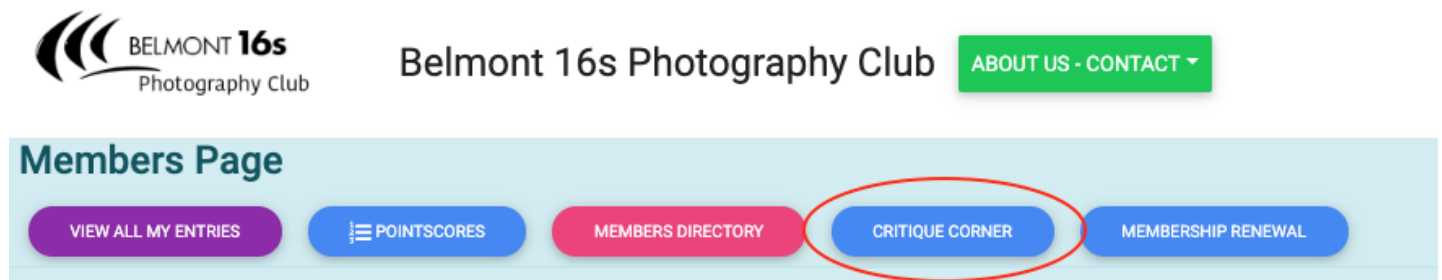
If you missed it in January's edition of Skiffy, I thought I'd keep it in for new members and those that didn't get a chance to look at this feature, known as the **Critique Corner**, on the Club's website.

The Critique Corner aims to help members to fine-tune potential entries by gaining feedback from other members before the image is entered into a competition.

All members, regardless of experience are encouraged to upload images and make comments on images. The aim is to help each other to develop both your image capture and processing skills, and to take the judges' point of view when assessing an image. There are no grades within this activity.

Each member can upload one image per category. Once uploaded you can use this image in an upcoming competition. You can remove the image and replace it with another image whenever you choose.

The critique corner is accessible from the Members page (use the grey Members button) as shown below:



This is a new MyPhotoClub feature so feedback to colin@myphotoclub.com.au is welcome. All members are subscribed to receive a once a day notification message when new images are submitted. Go to the Critique Corner to unsubscribe.

More information, including a video, is on the Critique Corner page.



Hold my hand Mum – Elica Petrovska

[Go to front page](#)

BORROWING CLUB EQUIPMENT

Greg Carruthers

Please contact Greg if you would like to borrow any of the club's equipment, so if you need to borrow the mat board cutter, Spyder, scanner or, you would like to purchase mat boards to mount your images.

Greg's details can be found in the members link on the club website.

Greg will try to bring some boards along to competition nights for members to purchase at \$2 per board. If you know you require a large number of boards (e.g. more than 10), please contact Greg before the night via text or email.

CLUB COMPETITION INFORMATION

For all competition definitions please see the club documents and information in the Members area of the website.

MEMBERS
CLUB DOCUMENTS – RULES / FAQS / AGM / SET SUBJECTS
SKIFFY – OUR NEWSLETTER
PRESENTATION CALENDAR / EDUCATIONAL RESOURCES / USEFUL LINKS

STAY CONNECTED

You can stay connected with other club members and find out about activities through the club's website and Facebook group and Website:

www.belmont16s.myphotoclub.com.au



Belmont 16s Photography Group

SUPPORT BELMONT 16 FOOTERS

Please remember when visiting Belmont 16 Footers to present your membership card when having a meal and/or something to drink as all of these purchases are credited to our overall membership purchase tally and, if we reach the average spend per member, as determined by 16 Footers, Belmont 16s Photography Club becomes eligible for sponsorship to the value of \$1,000 each financial year. This sponsorship allows us to keep membership prices low, gives us funds to purchase Club equipment and to put on events for members.

The Photography Club Committee would encourage all members to consider the 16s when planning a night out and don't forget to present your membership card when making purchases!

[Go to front page](#)

Buy, Sell and Swap

Welcome to Skiffy's latest innovation

For Sale

Sigma 150-500mm f5-45.6 Lens

Canon Mount

Fabric case/Lens Hood/Lens/Cap/Collar/UV Filter.

All as new

Contact Rob Miller on: - 0434 485 434



SAVE THE DATES

FEBRUARY 2020

**10th LIGHTROOM TIPS & TRICKS
10AM**

**16th 11:00PM CLUB COMPETITION
ENTRIES DUE**

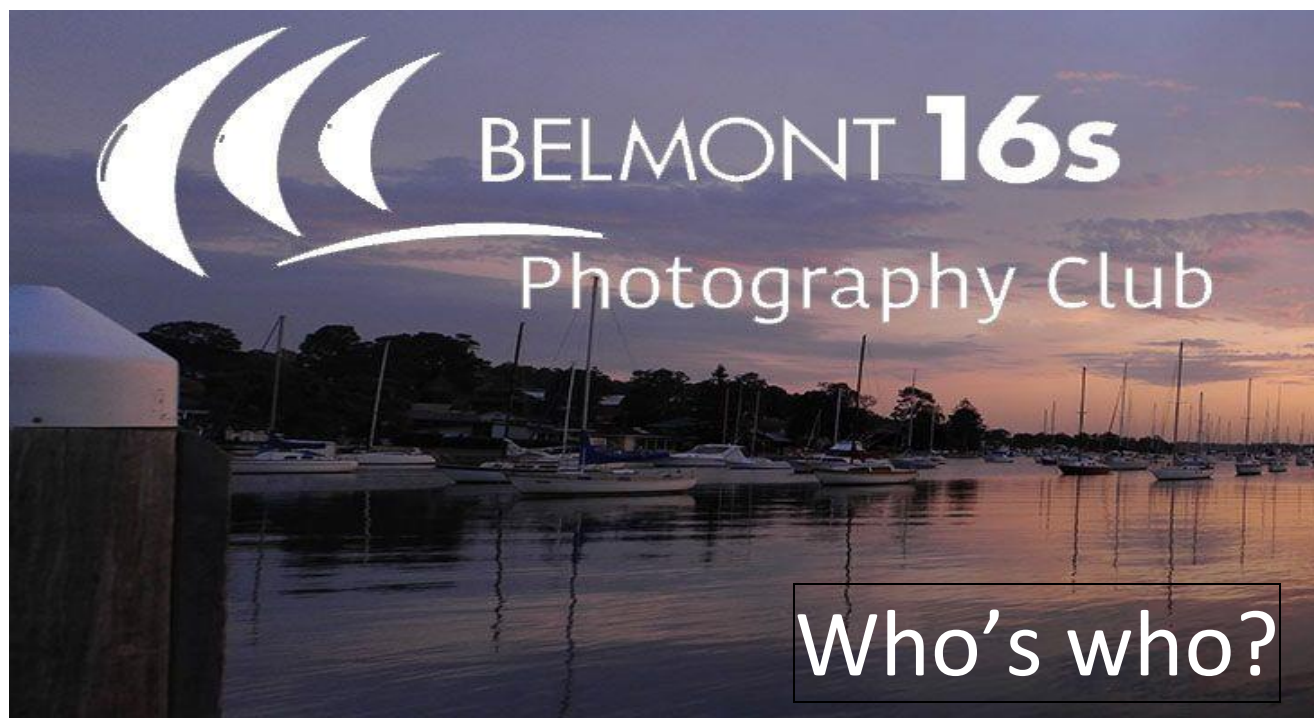
**24th PRESENTATION NIGHT: LEN
METCALF**

**12th COMMITTEE MEETING - 6-
6:45PM**

**PRESENTATION NIGHT:
ALFONSO CALERO**

**19th COMPETITION NIGHT -
MONOCHROME**

[GO TO FRONT PAGE](#)



COMMITTEE MEMBERS FOR 2019-20

President

Dave Vane

Vice President

Dennis Archibald

Secretary

Susan Slack

Treasurer

Liz Woods

EDI & Judge Co-ordinator

Dennis Archibald

Membership Co-ordinator

Annette Collins

Webmaster

Colin Woods

Presentations Co-ordinator

TBA – Volunteers please

Social Activities Co-ordinator

Barbara Hunter

Equipment Loans Co-ordinator

Greg Carruthers

Club Patron

Les Porter - 4958 5840

www.lesporter1.com.au

Committee Members

Katherine James, Barbara Hunter, Alex Hunter, Annette Collins, Roy Killen, Diane Schofield, Bill Chambers, Terina Vale, Julie Brooks and Annalisa Fowler, Greg Carruthers, Jennifer Carrigan and Thomas Buckwalter.

Please feel free to contact any of the Committee members to discuss club matters and to have those matters raised at a Committee meeting.

The Committee meets at 6pm on the **second** Wednesday of each month.

Newsletter Editor

Julie Brooks

skiffy16sphotographyclub@gmail.com

[Go to front page](#)