

# INSIDE THIS ISSUE

## PG. 2

Competition judging wisdom

## PG. 3

iPhone Know-How

## PG. 5

APS Interclub

## PG. 6

Australian Photographic  
Society

## PG. 9

Important dates to save in  
your calendar.

## PG. 10

Club Committee who's who?

## WELCOME

### OCTOBER – NOVEMBER 2019 SKIFFY

On behalf of all our Club members I would like to give a huge thank you to Leanne Hattander for all her hard work and creativity in getting the past 12 months' worth of the Club's Skiffy newsletters out and into our inboxes on a very regular basis. Thanks Leanne.

I've loaded up this edition with lots of hyperlinks including going from the front page to articles of interest and back again to the front page (located at the bottom right of most pages) – any problems just email me.

I've also realised that getting out my first edition of Skiffy has been a little trickier than I thought it would be – hence we have two-month version!

Please feel free to email me if you have any suggestions, ideas or requests for Skiffy: [skiffy16sphotographyclub@gmail.com](mailto:skiffy16sphotographyclub@gmail.com)

## IMPORTANT MESSAGES

1. We need one or a couple of people to volunteer to be the Presentations Co-ordinator/s. Many of the 2020 training night presenters are already being arranged however, we need someone to ensure that things run smoothly on the night, including liaising with the presenter prior to their presentation and to introduce and thank our presenters each evening.
2. Christmas Party details including payments will be available on the Club's website shortly.



**ICE CLIMBER - JOHN HOLLOTT**

### SET SUBJECT: SELF-PORTRAIT

Colin Woods will be the judge for our set subject.

"The image shall be captured by the author and have the author as the principal subject of the image. Entrants are encouraged to produce an image that has a strong story component of the entrant's personality or activities. Other persons can be in the image."

## COMPETITION JUDGING

### COMPETITION NIGHT JUDGING COMMENTS

BY DENNIS ARCHIBALD

Live judging of our monthly print competitions allows us to hear what our judges think of each entry. The comments that our judges enter when judging our digital competitions are also available to club members when the competition results are published.

In addition, our website allows judges to make an overall comment, both on the website experience of judging but also overall reflections on what they see across our club.

As many of our judges are involved in judging national and international competitions these general comments are a valuable source of information as well.

Dr Sally Hinton EFIAP, PPSA, AV-AAPS, MAPS has judged twice for us this year, most recently our September Nature EDI competition. I asked Sally if she had any advice following her last stint of judging for us. Sally said - "Use the processing sliders subtly - true photography starts in the camera, post-processing is meant to improve the image - not fix it". We (myself included) are all guilty of being a bit heavy handed at times but with experience comes wisdom - I hope!"

Leanne Alessi EFIAP/Silver, PPSA, GMAPS, EMFCC was one of our 2018 Image of the Year judges and recently judged our August Colour EDI competition. Leanne commented "For those still learning their craft, remember it is important to watch your backgrounds; utilise a shallow depth of field to hone your attention on the subject; keep the subject simple; crop anything that does not add to the story; and, if water is evident, it is important to ensure that the water is level".

### OCTOBER COMPETITION

Colour and Monochrome Print competitions will encompass large prints across all three grades and small prints in two grades (A and B).

Print judging in October was undertaken by Kim Evans.

Colour EDI's were be judged by Joe Tam, GMPSA, SPSA, EFIAP/d1. Joe is an accomplished photographer who has judged for us in the past. You can find out more about Joe on his Facebook page:

<https://www.facebook.com/joetamphotography/>

[Go to front page](#)



# IPHONE TIPS

## LONG EXPOSURES

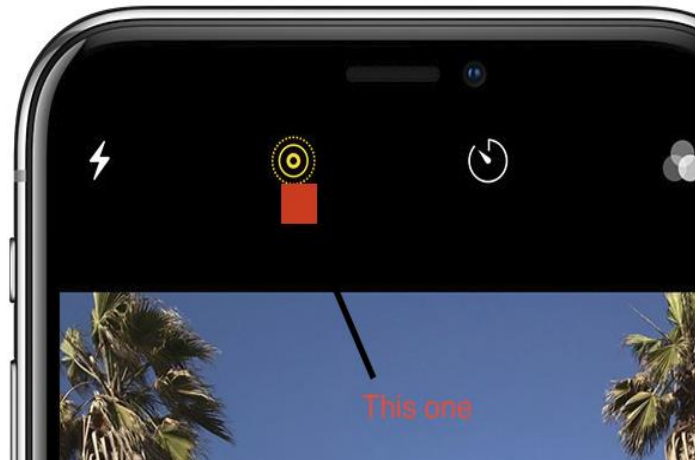
BY GREG CARRUTHERS

Sorry this will not work for your Android device.

Taking long exposures during daylight hours can be a real challenge and you usually need special Neutral Density filters for your DSLR or mirrorless camera. However, it can be achieved with ease with your iPhone.

If you own an iPhone, you may be able to take 'live view' photos depending on your version of iOS.

1. Open camera and check that it is in photo mode.
2. Look towards the top of the camera app for a circular yellow symbol.
3. If this symbol is white with a line through it, it is turned off - tap to turn it on.
4. It should be yellow. As per the picture here.





## WHAT IS A LIVE PHOTO?



The camera will take a series of images for approx. 3 sec. 1.5 sec before and after you take your image. To take your image

1. Focus and tap the shutter button (as you would to take a normal image)
2. Hold the phone very still for a full 1.5 sec
3. Open your image to view it. It should say "LIVE" in the top LH corner
4. Swipe up on the image to view your effects Live, Loop, Bounce and Long Exposure
5. Select Long Exposure. You now have your daylight long exposure image.

I have some images below taken using Live View showing before and after.







Try long exposure for waterfalls, rivers, lakes, fountains or in fact anything that moves.

Give it a try. Be creative.

Finally, some tips to improve your images

1. Place your phone on a tripod.
2. Your phone must remain still before and after your exposure.
  - a. The above images were handheld (you can tell)
  - b. They are OK to share with your friends but, not so great for a competition.
3. Plug in your headphones. The volume buttons act as a shutter release.
4. The camera will slightly crop your images (see above)
  - a. You will need to allow for this when taking the image.
5. MOST important: make sure you turn off Live View when you are finished.
6. Happy snapping!

[Go to front page](#)

# PHOTOGRAPHIC SOCIETY OF AMERICA (PSA)

## INTERCLUB COMPETITIONS

### BY ROY KILLEN

Our club participates in interclub competitions conducted by the Photographic Society of America. There are 4 separate competition sections (Open Colour/Mono, Nature, Photojournalism and Photo Travel). Each of these competitions has 3 Rounds.

Entries are now open for Round 1 of each of the competitions. You can enter on the club website - just go to the normal competition entry page and scroll to the bottom. Images sizes (pixels and MB) are the same as for normal club competitions.

You can enter ONE image in each round of each competition (Nature, PJ, etc).

After the closing date (30th October for Round 1) the Advanced Grade members will be invited to score the entries so that the top 6 images in each category can be identified. These become the entries which will be sent to PSA.

After the club entries have been selected, all the entries (except the 6 selected as the club entry) will be copied to the Round 2 entry area and the entries for that round will be opened. Members can leave their 'transferred' entries or they can delete them and replace them with new entries (which is preferred).

Please note: ALL club members are welcome to submit entries for these competitions (you do not need to be a PSA member). If you submit ANY entries for these competitions, you cannot submit ANY entries for PSA Interclub competitions for another club (such as Wangi).

If you have any questions about these competitions, please email Roy Killen at [roykillen@mac.com](mailto:roykillen@mac.com).

**[Go to front page](#)**


# AUSTRALIAN PHOTOGRAPHIC SOCIETY (APS)

## ANNUAL CONFERENCE

BY COLIN WOODS

APSCON is the annual conference held by the [Australian Photographic Society](#). This is the fourth conference that I have attended, and it has been interesting to see how these have evolved.

This year it was held at Ballarat and in my opinion was engaging and worthwhile. The conference coincided with Ballarat International Foto Biennale [ballaratfoto.org](#), a two month long showcase from over 100 photographic artists, both local and international. Exhibitions range from the large, shown in large public buildings, to the small displayed in cafes and businesses throughout the city, I spent a great afternoon wandering around Ballarat downtown, stepping in and out of exhibitions, finding the works diverse and interesting, as well as being able to check out the décor of the locations housing the exhibitions. This was a huge added value to attending the conference.



As has been the case previously Thursday & Friday were focussed around activities to do around the area. Activities included:

- A raptor display at Full Flight Raptors – 2hr session with Jay Collier from Canon collective.
- Ballarat Wildlife Park
- Kirk's Reservoir and Gardens – model shoot
- Dawn Sunrise Lake Burrumbeet
- Ararat Lunatic Asylum, Seppelts Winery – exploring 3kms, underground bottle storage (drives)
- Waterfalls of Ballarat District
- Kilderkin Distillery
- Drones in the Paddock
- Old 1856 Ballarat Cemetery Tour – night tour

These activities were well customised for photographers. I found the underground drives at Seppelts an amazing experience with the group divided and left at various locations, so we had lots of time to 'tripod up' and play around get the shots that were begging to be taken.

The weekend focussed around four keynote presentations. I attended three of these and found them very professional and entertaining. Each exposed their passion for the chosen project/subject area, displayed amazing content, and showed the story behind the construction of their work. I came away from each inspired and also thinking that I could have go at this.

- Alan Henderson - Invertebrate Macro Photography - [www.photography.minibeastwildlife.com](http://www.photography.minibeastwildlife.com).
- Mieke Boynton - The Art of Abstract Aerial Photography - [www.miekeboynton.com](http://www.miekeboynton.com)
- Andrew Thomas - Eureka! - Golden Landscapes of the Ballarat District - [www.andrewthomasphotographer.com](http://www.andrewthomasphotographer.com)
- Karen Alsop - The Magic of Photoshop - [www.storyart.com.au](http://www.storyart.com.au)

*Continued on the next page*

[Go to front page](#)





The conference for 2020 is to be at Broken Hill. A short presentation on what is planned gave promise of activities and speakers that aim to get the most out of this unique location.

The [Broken Heel](#) festival, which celebrate all things Pricilla, Queen of the Desert, is on the following week. A road trip through western NSW, culminating in the APSCON conference and Broken Hill, is something high on my planning schedule.

You do not need to be a member of APS to attend APSCON. Of course, is a discounted fee for members.

## SCOTT FOWLER 2020 WORKSHOP

### PLACES STILL AVAILABLE

19<sup>TH</sup> TO THE 21<sup>ST</sup> JUNE 2020

Come and spend a weekend with Scott Fowler, FPSNZ,GPISA,EFIAP,EPISA. A passionate photographer from New Zealand, who originally hails from Scotland. Let Scott show you how to get more out of your camera, which will open many more opportunities to do more post processing or even less post processing by getting it right in the camera and make better images. Friday night he will talk about the thought process to make better mages, then Saturday and Sunday we will put into practice what he talked about. Scott is one of a small handful of photographers from around the world who has achieved Gold Portfolio level with the Photographic Society of America.

This is a unique opportunity to learn from Scott.

Scott Fowler's Website: <http://www.scoiwi.com>

There is a limit of 20 places. The cost is \$195 per person (PayPal link on the website). Please note that no catering will be provided. This workshop has been organised for our club members, but if not filled, it will be opened to other clubs in our area.

## BORROWING CLUB EQUIPMENT

### GREG CARRUTHERS

Please contact Greg if you would like to borrow any of the club's equipment, so if you need to borrow the mat board cutter, Spyder, scanner or, you would like to purchase mat boards to mount your images.

Greg's details can be found in the members link on the club website.

Greg will try to bring some boards along to competition nights for members to purchase at \$2 per board. If you know you require a large number of boards (e.g. more than 10), please contact Greg before the night via text or email.

[Go to front page](#)

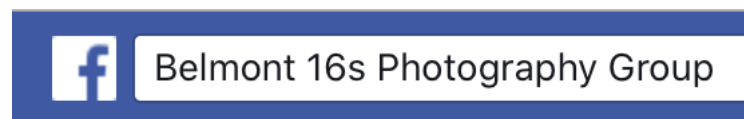
## CLUB COMPETITION INFORMATION

For all competition definitions please see the club documents and information in the Members area of the website.

MEMBERS
CLUB DOCUMENTS – RULES / FAQs / AGM / SET SUBJECTS
SKIFFY – OUR NEWSLETTER
PRESENTATION CALENDAR / EDUCATIONAL RESOURCES / USEFUL LINKS

## STAY CONNECTED

You can stay connected with other club members and find out about activities through the club's website and Facebook group and Website: [www.belmont16s.myphotoclub.com.au](http://www.belmont16s.myphotoclub.com.au)



## BORROWING CLUB EQUIPMENT

Club members are able to borrow the following equipment:

- Mount board cutter
- Spyder for monitor calibration
- Flat-bed scanner

Please contact Greg Carruthers if you wish to borrow any equipment.

## PLEASE SUPPORT BELMONT 16S

Please remember when visiting [16 Footers](#) to present your membership card when having a meal and/or something to drink as all of these purchases are credited to our overall membership purchase tally and if we reach the average spend per member, as determined by 16 Footers, we become eligible for sponsorship to the value of \$1,000 each financial year. This sponsorship allows us to keep membership prices low and gives us funds to purchase Club equipment and to put on events for members.

The Photography Club Committee would encourage all members to consider the 16s when planning a night out and don't forget to present your membership card when making purchases!

[\*Go to front page\*](#)



# SAVE THE DATES

## NOVEMBER 2019

**2-3<sup>RD</sup>** SYDNEY OPEN

**13<sup>TH</sup>** COMMITTEE MEETING - 6:00 - 6:45PM  
PRESENTATION/TRAINING - 7:15 (\$2 PP)  
Macro Photography with Neville Foster  
**27<sup>TH</sup>** PRESENTATION/TRAINING - 7:15 (\$2 PP)  
Jim Frazier OAM - 'Jim's Story'

**20<sup>TH</sup>** **IMAGE OF THE YEAR COMPETITION (IOTY) FROM DENNIS ARCHIBALD**  
Club members can relax in November as our normal monthly competition is replaced with our Image of the Year (IOTY) competition. This competition is the culmination of everyone's efforts through the year where three experienced external judges decide the top 10 images in each section of the competition. This year the judges are Diane English, Susan Buchanan and Craig Parker. Once the judges have selected the top 10 images in each section club members can vote for their Image of the Year from the top placed image in each section.

**29<sup>TH</sup>** **LADIES NIGHTOUT**  
Ladies come along to our traditional annual Ladies Club Members night out & meet someone new, have a glass of bubbles and a good laugh – you never know until you try!

**TIME** 6pm for a 6.30pm start  
**WHERE** Swan Lake Chinese Restaurant Belmont  
**SECRET SANTA** to value \$10-\$15  
**RSVP** Barbara Hunter  
**0429 772 280 or,**  
**[babsyhunter@gmail.com](mailto:babsyhunter@gmail.com)**

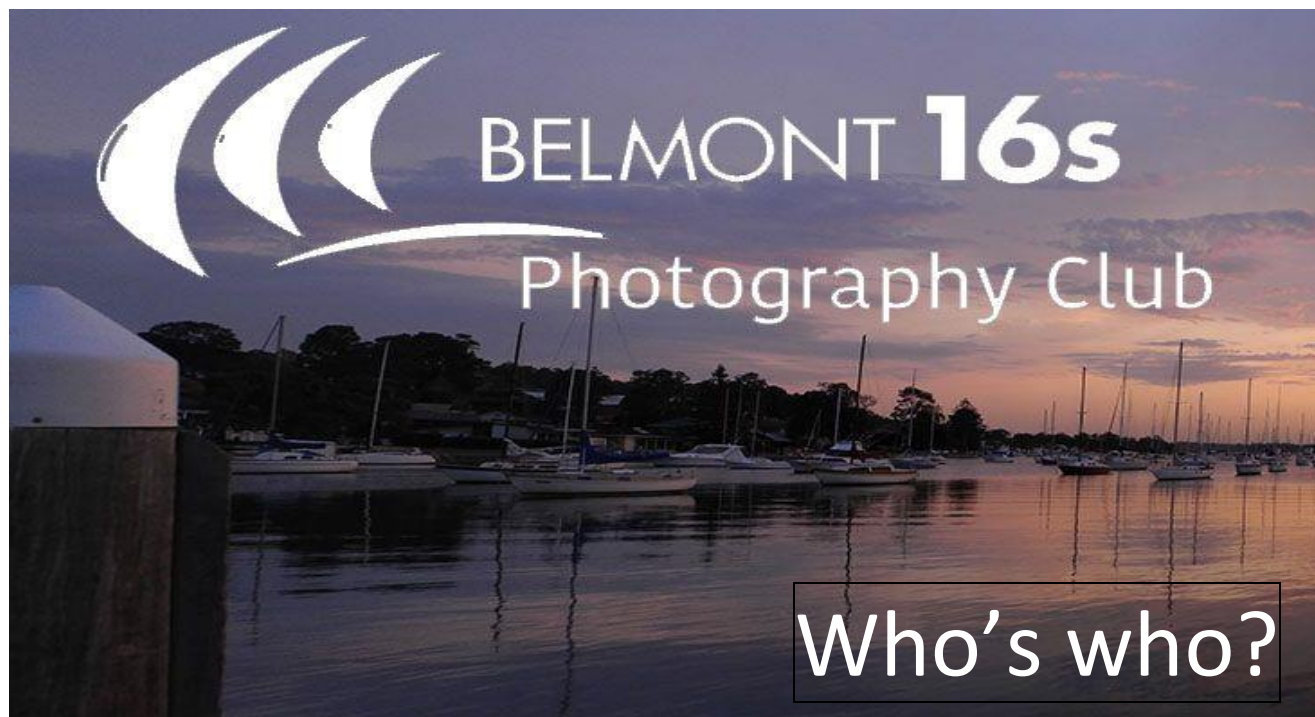
## DECEMBER 2019

**8<sup>TH</sup>** **CLUB CHRISTMAS PARTY**  
For a fabulous and fun night out come and celebrate the end of another successful year with some excellent food and, of course, the great company of our Club members.

**TIME** 6pm for a 6.30pm start  
**MEAL** Canapés on the deck followed by a delicious two course meal  
**PRICE** \$30 per person  
**RSVP** 4/12/2019 to Liz Woods,  
[elizabethjwoods@gmail.com](mailto:elizabethjwoods@gmail.com)

**11<sup>TH</sup>** COMMITTEE MEETING - 6:00 - 6:45PM

**[GO TO FRONT PAGE](#)**



#### COMMITTEE MEMBERS FOR 2019-20

##### **President**

*Dave Vane*

##### **Vice President**

*Dennis Archibald*

##### **Secretary**

*Susan Slack*

##### **Treasurer**

*Liz Woods*

##### **EDI & Judge Co-ordinator**

*Dennis Archibald*

##### **Membership Co-ordinator**

*Annette Collins*

##### **Webmaster**

*Colin Woods*

##### **Presentations Co-ordinator**

*TBA – Volunteers please*

##### **Social Activities Co-ordinator**

*Barbara Hunter*

##### **Equipment Loans Co-ordinator**

*Greg Carruthers*

##### **Club Patron**

Les Porter - 4958 5840

[www.lesporter1.com.au](http://www.lesporter1.com.au)

##### **Committee Members**

Katharine James, Barbara Hunter, Alex Hunter, Annette Collins, Roy Killen, Diane Schofield, Bill Chambers, Terina Vale, Sue Crickmore, Julie Brooks and Annalisa Fowler, Greg Carruthers, Jennifer Carrigan and Thomas Buckwalter.

Please feel free to contact any of the Committee members to discuss club matters and to have those matters raised at a Committee meeting.

The Committee meets at 6pm on the first Wednesday of each month.

##### **Newsletter Editor**

*Julie Brooks*

[skiffy16sphotographyclub@gmail.com](mailto:skiffy16sphotographyclub@gmail.com)

[Go to front page](#)