

Creative Tips and Tricks



Granny's cracking up

Why we take images

The world of reality has its limits; the world of imagination is boundless.

Jean-Jacques Rousseau

Photographs are a record of a time and place they capture a moment in time.

An image of a child blowing out the candles at a birthday party is a great memory and worth preserving but it only means something to the people involved. It is a record of the event.





Creating an Image

A Creative image can be created in camera, the photographer needs to look at the subject in a different way and use different techniques to show the subject in a way not normally seen.

These techniques may involve:

- Using shutter speed to control movement
- Using aperture to control depth of field
- Using different lenses and lens effects
- Using lighting effects
- Using additional props
- Using add on equipment

In camera effects



Moving the camera vertically with a slow shutter speed to create vertical motion blur



Zooming the lens
while taking an image,
slow shutter speed
required



Panning a moving subject requires you to focus on the point where you will take the image, then move the camera to follow the subject pressing the shutter when the subject comes into the focus spot, then follow through




Placing items in a pattern that is not normally seen creates an interesting effect.

Using different Lenses



A fisheye lens shows a really wide view and distorts the image



A pinhole lens effect gives a soft dreamy feel

Lighting Effects




A slow shutter speed of half a second was used while the model moved, strobe studio light was used to light the model

Using additional Props




This image involved setting the scene then dropping an object into the coffee cup.

A flash was needed to freeze the action.



Bubbles created with cooking oil in water.



Burning Steel Wool



Burning incense sticks to photograph the smoke, you will need an external flash, a black backdrop and a remote trigger for this.



Some fun with bananas not as easy as it looks



Infrared image these can be taken with a filter attached to the lens or a camera converted to take infrared image.



A filter to create an Infrared Black and White image was used here.



A crystal ball can create another interesting effect.



Another crystal ball effect.



Star effects from lights or the sun are created using a small aperture
f16 is a good starting point.

Add on equipment

Filters, Triggers, Lighting effects, Beam Breakers and many other items are available to assist the photographer in creative imagery.



*Pluto Trigger and
Water Valve*

MIPOS Trigger



Cactus Laser Trigger - Beam Breaker



*Magilight and Pixel Stick for
light painting*



Digitally manipulated images

A definition of creative photography

Creative photography is an extension of conventional photography into creative art. Its purpose is to stimulate creative thoughts and encourage experimentation with new ideas going beyond a simple photograph. There should be significant photographic content.

It can be a collage or a montage. The final result must be all the photographer's own work including the original image.

Extract from Northside Creative Photography Club definitions

Digital Photo Montage



This image contains a number of images combined to tell a story



This montage was created for an exhibition Paddock to Plate.



A number of the previous smoke images combined with a rose and candle to create this image.



Another example of using an in camera creative image in a composite



A photo montage using an old magazine and a pair of boxing gloves



A photo montage using the models eye and an old watch



A photo montage using images taken at a show, a ladder, ball and child climbing.



Using images of the full moon in combination with other photographs

Some Photoshop Techniques




Two different out of frame effects




A double exposure,
created in Photoshop a
number of layers and
background gradients
were used on this
image



The Harris Shutter effect




A big bite, created in photoshop



Another infrared shot with different processing

Digital Filters



Here I used polar coordinates filter to create the plate from an image
it is found under >Filter>Distort>Polar Coordinates



Created with the Flood Filter from Flaming Pear



A combination of effects including the flood filter



Ship in the night




Two layers of the same image the twirl filter was applied to the top layer



A "Filter Forge effect" applied to some graffiti



Photoshop oil Painting filter



Topaz Turner Impression filter

Painting effect filters are a popular option

Digital Effects

ORANGE THEATRE COMPANY PRESENTS
OLIVER!
The Pirate King

ORANGE CIVIC THEATRE PRESENTS
OLIVER!
The Pirate King

CRAIG DAVIDSON
The Pirate King
Captain

ORCHESTRA
Conductor: David Armstrong
Pianist: Heather Peterson
Associate Pianist: Beth Brooks
Murray Wilkinson
Julia Wilkins
Clifford
Saxophone: Andrew Warboys
Trombones: Jeff Peterson
French Horn: Andrew Warboys
Bass Guitar: Jeff Peterson
Percussion: Jeff Peterson
Drums: Jeff Peterson

CAST
Samuel: Craig Davidson
Frederic: Tony Hogan
Ruth: Darren Marion
Edith: Michele Lansdown
Janet Cairncross
Kathryn Lyons
Melissa Goman
Jon Smith
Christopher Hamilton


PROPS - SCENERY - MUSIC STANDS
Theatre & Production Office

ORCHESTRA
Conductor: David Armstrong
Pianist: Heather Peterson
Associate Pianist: Beth Brooks
Murray Wilkinson
Julia Wilkins
Clifford
Saxophone: Andrew Warboys
Trombones: Jeff Peterson
French Horn: Andrew Warboys
Bass Guitar: Jeff Peterson
Percussion: Jeff Peterson
Drums: Jeff Peterson

CHARACTERS
The Artful Dodger: Nancy and Justin
Oliver, Street Criers and Boys

THEATRE & PRODUCTION OFFICE
Conductor: David Armstrong
Pianist: Heather Peterson
Associate Pianist: Beth Brooks
Murray Wilkinson
Julia Wilkins
Clifford
Saxophone: Andrew Warboys
Trombones: Jeff Peterson
French Horn: Andrew Warboys
Bass Guitar: Jeff Peterson
Percussion: Jeff Peterson
Drums: Jeff Peterson

The Performer




Interesting effects can be created in Photoshop




Created in Photoshop




Created on the iPhone with an app



Created in Photoshop



Created on the iPhone with an app



Tree Patterns



A toned image



Combining a toned image
with another image



Melted Clocks – Dali style



Created with a free action from Adobe Exchange



Life is a puzzle, put the pieces together and grab the opportunities



This was created with a number layers brushes masks and backgrounds



This image is one where I have used my own textures and brushes to create an effect.



Exploding Tractor – taken when I was collecting images for an earlier composite



An Image I created for a themed exhibition – Poetry to Painting



*"Do not let the peasant know how good cheese is with pears"
At first, cheese and its visceral, earthy pleasures were treated as the food of Polyphemus, the uncivilized man-beast. The pear, on the other hand, became the symbol of ephemeral, luxuriant pleasure - an indulgence of the social elite. Joined together, cheese and pears adopted an exclusive savoir-faire, especially*

Walnuts and pears, you plant for your heirs

Another of my 'Art Effect' images.



Rules

As mentioned earlier clubs, photographic exhibitions, peak bodies all have rules for people entering their images for 'judging'. Camera clubs usually adopt rules that are used by events where their members are likely to participate, for example interclub events, top shot, national competitions. Often publications or web sites will run competitions with different 'rules'.

Some rules that generally apply to Creative Images:

- images must be original
- may not incorporate elements produced by anyone else
- artwork or computer graphics generated by the entrant may be incorporated if the original photographic content predominates
- images may not be constructed entirely within a computer



An image of my fathers
walking stick, the head of a
hammer and an old nail



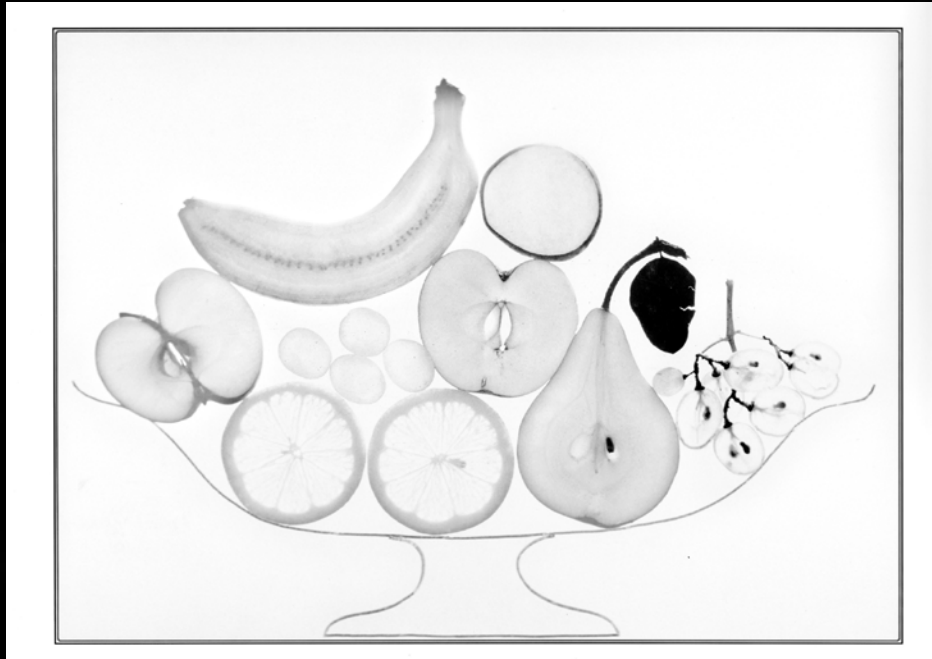
Breaking out



Bubbles Twirl

Conclusion

Digital cameras and software has given us so many opportunities that were not available previously but that doesn't mean creativity is a new idea.



This image won the George Eastman Memorial medal in the 1967 at the Kodak International Salon of Photography in Paris

Half a Bowl of Fruit by Peter Hunter 1967